

# SLATE TABLES

NATURAL SERIES

HOMECREST™  
OUTDOOR LIVING

Made in the USA · www.homecrest.com



A welcome addition to any outdoor space, Homecrest's Slate tops feature a rustic elegance that could only be inspired by nature. Cast from the pattern and subtle texture of natural slate and produced using industry-leading technology, Homecrest Slate tops are as beautifully authentic in appearance as they are tough and durable. These smooth-surface tops are a favorite in outdoor spaces across the country and mix seamlessly with pieces from our seating collections.

## COMPLETE TABLES | OCCASIONAL, DINING, BALCONY, + BAR

**Note:** The complete table units below only require one model number when ordering. Height listed is the complete table height and can vary up to 1/4". Table tops feature a 1.5" natural edge profile.



●	<b>24" ROUND</b> (no Hole)	Top + Base: <b>3723RSL</b>							
■	<b>24" SQUARE</b> (no Hole)		Top + Base: <b>3722SSL</b>						
●	<b>30" ROUND</b> (no Hole)			Top + Base: <b>1330RSL</b>					
●	<b>42" ROUND</b> (with Hole)				Top + Base: <b>3742RFSL</b>				
●	<b>42" ROUND</b> (no Hole)				Top + Base: <b>3742RFSLNU</b>				
■	<b>42" SQUARE</b> (with Hole)				Top + Base: <b>3742SFSL</b>	Top + Base: <b>2542SFSL</b>			
■	<b>42" SQUARE</b> (no Hole)				Top + Base: <b>3742SFSLNU</b>	Top + Base: <b>2542SFSLNU</b>			
■	<b>42" x 62" RECTANGLE</b> (with Hole)						Top + Base: <b>254262FSL</b>		
●	<b>42" x 72" OVAL</b> (with Hole)							Top + Base: <b>374272FSL</b>	
■	<b>42" x 82" RECTANGLE</b> (with Hole)						Top + Base: <b>254282FSL</b>		
●	<b>44" x 84" OVAL</b> (with Hole)							Top + Base: <b>374484FSL</b>	
●	<b>48" ROUND</b> (with Hole)				Top + Base: <b>3748RFSL</b>				



# SLATE TABLES

NATURAL SERIES

HOMECREST™  
OUTDOOR LIVING

Made in the USA · www.homecrest.com



## AVAILABLE TOP COLORS



Each top is individually handcrafted and will vary in color. Colors are representations, refer to an actual sample. Homecrest tables and table tops with an umbrella hole come with a coordinating resin plug.

## COMPLETE TABLES | OCCASIONAL, DINING, BALCONY, + BAR

**Note:** The complete table units below only require one model number when ordering. Height listed is the complete table height and can vary up to 1/4". Table tops feature a 1.5" natural edge profile.



●	<b>24" ROUND</b> (no Hole)								
■	<b>24" SQUARE</b> (no Hole)								
●	<b>30" ROUND</b> (no Hole)								
●	<b>42" ROUND</b> (with Hole)		Top + Base: <b>3742RBSL</b>						
●	<b>42" ROUND</b> (no Hole)		Top + Base: <b>3742RBSLNU</b>						
■	<b>42" SQUARE</b> (with Hole)			Top + Base: <b>3742SBSL</b>	Top + Base: <b>2542SBSL</b>			Top + Base: <b>2542SBRSL</b>	
■	<b>42" SQUARE</b> (no Hole)			Top + Base: <b>3742SBSLNU</b>	Top + Base: <b>2542SBSLNU</b>			Top + Base: <b>2542SBRSLNU</b>	
■	<b>42" x 62" RECTANGLE</b> (with Hole)	Top + Base: <b>374262FSL</b>					Top + Base: <b>254262BSL</b>	Top + Base: <b>374262BSL</b>	Top + Base: <b>254262BRSL</b>
●	<b>42" x 72" OVAL</b> (with Hole)					Top + Base: <b>374272BSL</b>			
■	<b>42" x 82" RECTANGLE</b> (with Hole)	Top + Base: <b>374282FSL</b>					Top + Base: <b>254282BSL</b>	Top + Base: <b>374282BSL</b>	Top + Base: <b>254282BRSL</b>
●	<b>44" x 84" OVAL</b> (with Hole)					Top + Base: <b>374484BSL</b>			
●	<b>48" ROUND</b> (with Hole)		Top + Base: <b>3748RBSL</b>						


# SLATE TABLES

## NATURAL SERIES

HOMECREST™  
OUTDOOR LIVING

Made in the USA · www.homecrest.com

### AVAILABLE TOP COLORS



### TOP + TABLE BASE COMBINATIONS | OCCASIONAL, DINING, BALCONY, + BAR

**Note:** Use BOTH top and base model numbers when ordering. Height listed is the complete table height and can vary up to 1/4". Table tops feature a 1.5" natural edge profile.



End  
Aluminum Base  
H: 21"



Coffee  
Aluminum Base  
H: 16"



Dining  
Aluminum Base\*  
H: 29.25"



Dining  
Steel/Aluminum Base  
H: 29.75"



■	<b>24" SQUARE</b> (no Hole)	Top: <b>C2424SSL</b> Base: <b>5723B</b>			Top: <b>C2424SSL</b> Base: <b>1800B</b>
■	<b>26" x 44" RECTANGLE</b> (no Hole)		Top: <b>C2644XSL</b> Base: <b>5744B</b>		
●	<b>30" ROUND</b> (with Hole)			Top: <b>C0030RSLWH</b> Base: <b>2330B</b>	
●	<b>30" ROUND</b> (no Hole)			Top: <b>C0030RSL</b> Base: <b>2330B</b>	Top: <b>C0030RSL</b> Base: <b>1800B</b>
■	<b>30" SQUARE</b> (with Hole)			Top: <b>C3030SSLWH</b> Base: <b>2330B</b>	
■	<b>30" SQUARE</b> (no Hole)	Top: <b>C3030SSL</b> Base: <b>5723B</b>		Top: <b>C3030SSL</b> Base: <b>2330B</b>	Top: <b>C3030SSL</b> Base: <b>1800B</b>
■	<b>30" x 48" RECTANGLE</b> (no Hole)		Top: <b>C3048XSL</b> Base: <b>5744B</b>	Top: <b>C3048XSL</b> Base: <b>2330B (x2)</b>	Top: <b>C3048XSL</b> Base: <b>1800B (x2)</b>
●	<b>36" ROUND</b> (with Hole)			Top: <b>C0036RSL</b> Base: <b>2330B</b>	
●	<b>36" ROUND</b> (no Hole)			Top: <b>C0036RSLNU</b> Base: <b>2330B</b>	Top: <b>C0036RSLNU</b> Base: <b>1800B</b>
■	<b>36" SQUARE</b> (with Hole)			Top: <b>C3636SSL</b> Base: <b>2330B</b>	
■	<b>36" SQUARE</b> (no Hole)			Top: <b>C3636SSLNU</b> Base: <b>2330B</b>	Top: <b>C3636SSLNU</b> Base: <b>1800B</b>
●	<b>42" ROUND</b> (with Hole)			Top: <b>C0042RSL</b> Base: <b>3330B</b>	
●	<b>42" ROUND</b> (no Hole)			Top: <b>C0042RSLNU</b> Base: <b>3330B</b>	
■	<b>42" SQUARE</b> (with Hole)			Top: <b>C4242SSL</b> Base: <b>3330B</b>	
■	<b>42" SQUARE</b> (no Hole)			Top: <b>C4242SSLNU</b> Base: <b>3330B</b>	
●	<b>48" ROUND</b> (with Hole)			Top: <b>C0048RSL</b> Base: <b>3330B</b>	
●	<b>48" ROUND</b> (no Hole)			Top: <b>C0048RSLNU</b> Base: <b>3330B</b>	
+	<b>UMBRELLA BASE PLATE</b> (Zinc-plated, Solid-steel)	N/A	N/A	<b>23UMBP or 33UMBP</b> (Required with Umbrella)	N/A

**Note:** An umbrella base plate is required when using 23XXX and 33XXX table bases with an umbrella. This zinc-plated, solid-steel umbrella base is available in all frame finishes and attaches to the table base. It can also be used to add weight to any 23XXX and 33XXX table base. Use the 18" umbrella base plate (23UMBP) with bases 2330B, 2334B, and 2340B. Use the 24" umbrella base plate (33UMBP) with bases 3330B, 3334B, and 3340B.

# SLATE TABLES

## NATURAL SERIES


### AVAILABLE TOP COLORS



1.5" NATURAL EDGE PROFILE  
SHOWN IN CHAR

### TOP + TABLE BASE COMBINATIONS | OCCASIONAL, DINING, BALCONY, + BAR

**Note:** Use BOTH top and base model numbers when ordering. Height listed is the complete table height and can vary up to 1/4". Table tops feature a 1.5" natural edge profile.



■	<b>24" SQUARE</b> (no Hole)		Top: <b>C2424SSL</b> Base: <b>0834B</b>		Top: <b>C2424SSL</b> Base: <b>0800B</b>
■	<b>26" x 44" RECTANGLE</b> (no Hole)				
●	<b>30" ROUND</b> (with Hole)	Top: <b>C0030RSLWH</b> Base: <b>2334B</b>		Top: <b>C0030RSLWH</b> Base: <b>2340B</b>	
●	<b>30" ROUND</b> (no Hole)	Top: <b>C0030RSL</b> Base: <b>2334B</b>	Top: <b>C0030RSL</b> Base: <b>0834B</b>	Top: <b>C0030RSL</b> Base: <b>2340B</b>	Top: <b>C0030RSL</b> Base: <b>0800B</b>
■	<b>30" SQUARE</b> (with Hole)	Top: <b>C3030SSLWH</b> Base: <b>2334B</b>		Top: <b>C3030SSLWH</b> Base: <b>2340B</b>	
■	<b>30" SQUARE</b> (no Hole)	Top: <b>C3030SSL</b> Base: <b>2334B</b>	Top: <b>C3030SSL</b> Base: <b>0834B</b>	Top: <b>C3030SSL</b> Base: <b>2340B</b>	Top: <b>C3030SSL</b> Base: <b>0800B</b>
■	<b>30" x 48" RECTANGLE</b> (no Hole)	Top: <b>C3048XSL</b> Base: <b>2334B (x2)</b>	Top: <b>C3048XSL</b> Base: <b>0834B (x2)</b>	Top: <b>C3048XSL</b> Base: <b>2340B (x2)</b>	Top: <b>C3048XSL</b> Base: <b>0800B (x2)</b>
●	<b>36" ROUND</b> (with Hole)	Top: <b>C0036RSL</b> Base: <b>2334B</b>		Top: <b>C0036RSL</b> Base: <b>2340B</b>	
●	<b>36" ROUND</b> (no Hole)	Top: <b>C0036RSLNU</b> Base: <b>2334B</b>	Top: <b>C0036RSLNU</b> Base: <b>0834B</b>	Top: <b>C0036RSLNU</b> Base: <b>2340B</b>	Top: <b>C0036RSLNU</b> Base: <b>0800B</b>
■	<b>36" SQUARE</b> (with Hole)	Top: <b>C3636SSL</b> Base: <b>2334B</b>		Top: <b>C3636SSL</b> Base: <b>2340B</b>	
■	<b>36" SQUARE</b> (no Hole)	Top: <b>C3636SSLNU</b> Base: <b>2334B</b>	Top: <b>C3636SSLNU</b> Base: <b>0834B</b>	Top: <b>C3636SSLNU</b> Base: <b>2340B</b>	Top: <b>C3636SSLNU</b> Base: <b>0800B</b>
●	<b>42" ROUND</b> (with Hole)	Top: <b>C0042RSL</b> Base: <b>3334B</b>		Top: <b>C0042RSL</b> Base: <b>3340B</b>	
●	<b>42" ROUND</b> (no Hole)	Top: <b>C0042RSLNU</b> Base: <b>3334B</b>		Top: <b>C0042RSLNU</b> Base: <b>3340B</b>	
■	<b>42" SQUARE</b> (with Hole)	Top: <b>C4242SSL</b> Base: <b>3334B</b>		Top: <b>C4242SSL</b> Base: <b>3340B</b>	
■	<b>42" SQUARE</b> (no Hole)	Top: <b>C4242SSLNU</b> Base: <b>3334B</b>		Top: <b>C4242SSLNU</b> Base: <b>3340B</b>	
●	<b>48" ROUND</b> (with Hole)	Top: <b>C0048RSL</b> Base: <b>3334B</b>		Top: <b>C0048RSL</b> Base: <b>3340B</b>	
●	<b>48" ROUND</b> (no Hole)	Top: <b>C0048RSLNU</b> Base: <b>3334B</b>		Top: <b>C0048RSLNU</b> Base: <b>3340B</b>	
+	<b>UMBRELLA BASE PLATE</b> (Zinc-plated, Solid-steel)	<b>23UMB or 33UMB</b> (Required with Umbrella)	N/A	<b>23UMB or 33UMB</b> (Required with Umbrella)	N/A

\*Base features adjustable floor glides for leveling.