

HOMECREST™

OUTDOOR LIVING

CLASSIC. CONTEMPORARY. COMFORTABLE.

2025 COLLECTIONS





AN ICONIC BRAND

Homecrest Outdoor Living is proud to be an iconic American brand, crafting durable, timeless outdoor furniture right here in the USA since 1953. Celebrate the outdoors with the versatile stylings of our collections, from chairs, sofas, and loungers to fire tables, umbrellas, and more.





TABLE OF CONTENTS

Outdoor spaces are more important today than ever before. We crave fresh air and warm sunshine, and we love how time outside leaves us both relaxed and invigorated. With durable, timeless furniture from Homecrest, it's easy to create an outdoor haven that is comfortable and inviting. Browse our full lineup of stylish outdoor furniture that will transform your outdoor space into your favorite living area.

NEW COLLECTIONS

- 14 Ava
- 16 Blair
- 18 Blair Slip Cover
- 22 Edge
- 70 Willow

CUSHION SEATING

- 6 Allure
- 12 Anthem
- 14 Ava
- 16 Blair
- 18 Blair Slip Cover
- 24 Elements
- 42 Holly Hill
- 48 Jaxon
- 52 Liberty
- 56 Mila
- 58 Revive
- 64 Sutton
- 68 Urban
- 70 Willow

SLING SEATING

- 8 Allure
- 28 Elements
- 30 Elevate
- 38 Grace
- 40 Harbor
- 44 Holly Hill
- 46 Infiniti
- 50 Kashton
- 62 Stella
- 66 Sutton

AIR SEATING

- 22 Edge
- 26 Elements
- 36 Grace
- 60 Revive

METAL SEATING

- 10 Allure
- 20 Echo
- 32 Elevate
- 34 Florida
- 54 Manhattan

TABLES + BASES

- 76 Concrete
- 82 Eden
- 86 Latitude
- 90 Mesh
- 94 Mode
- 98 Mode Club
- 102 Shadow Rock
- 110 Slate
- 118 Stonegate
- 126 Timber

FIRE TABLES

- 80 Concrete
- 89 Latitude
- 95 Mode
- 106 Shadow Rock
- 114 Slate
- 122 Stonegate
- 130 Timber

IN-POOL SEATING

- 148 In-Pool Series

UMBRELLAS

- 140 Market
- 142 Sol
- 143 Triumph

OUTDOOR ESSENTIALS

- 135 Fire Jewelry
- 135 Fire Table Accessories
- 139 Sunbrella® Throws
- 137 Throw Pillows
- 140 Umbrellas + Bases

FABRICS + FINISHES

- 160 Bella-Dura® Fabrics
- 161 Finishes
- 152 Homecrest Fabrics
- 154 Sensation Sling Fabrics
- 155 Slingable Fabrics
- 156 Sunbrella® Fabrics
- 158 Tempotest® Fabrics
- 155 Welt Fabrics

EXTRAS

- 146 Contract Markets
- 162 Replacements
- 153 Seating Options



HOMECREST WARRANTY
Scan the QR code to view the complete Homecrest warranty on our website!

HOMECREST™
OUTDOOR LIVING

SHOWN IN PHOTO:

ELEMENTS HIGH BACK DINING CHAIR | 51180
Pebble (Discontinued) | Pebble Welt (Discontinued) | Niko Finish

48" LATITUDE DINING TABLE | 3748RFLT
Niko Finish

ELEMENTS SWIVEL ROCKER CHAT CHAIR | 5190A
Fame Champagne (Discontinued) | Niko Finish

24" LATITUDE END TABLE | 6224R
Niko Finish

ELEMENTS LOVESEAT | 5142A
Fame Champagne (Discontinued) | Niko Finish



ELEMENTS SOFA | 5143A
Cast Shale (Sunbrella) | Niko Finish


36" x 60" STONEGATE LOUNGE FIRE PIT | 893660XSQT | 89XNC-JLP BASE
Pebble Top | Niko Finish | Bronze Fire Jewelry

ELEMENTS HIGH BACK DINING CHAIR

Complement these high back dining chairs with the comfort of an Elements high back swivel rocker. The simple styling of Elements coordinates with all Homecrest collections.



ELEMENTS LOVESEAT  
Elements' DreamCore™ cushions
mimic the frame's style to create
a versatile, transitional look in all
outdoor spaces.



OUTDOOR SEATING

EXPERIENCE
MOTION
AND
COMFORT



Enjoy the outdoors in utmost relaxation with Homecrest stationary and motion pieces. Homecrest outdoor furniture has been a consumer favorite for decades, offering unsurpassed comfort and exceptional longevity. Available in sling, padded sling, air, metal, and cushion.



EXPERIENCE MOTION

Experience Homecrest's motion pieces with our industry-leading swivel rocker mechanisms.

Made in the USA

ALLURE

CUSHION | ALUMINUM

Allure cushion is built on the comfort Homecrest is known for. This collection features sumptuous, all-weather cushions; generously proportioned seating; and clean, modern lines in a chic profile. While Allure cushion is exceptionally comfortable, it also allows endless versatility for creating unique seating configurations. This collection is perfect for both residential and commercial usage.



ARMLESS CLUB CHAIR

C 1135A

H: 29" W: 34.5" D: 35.5"
Seat Ht: 17" Arm Ht: N/A



CLUB CHAIR

C 1137A

H: 29" W: 36.5" D: 35.5"
Seat Ht: 17" Arm Ht: 28"



PRODUCT FEATURE

Simply switch the back cushion to create a right arm or left arm club chair for endless configurations.



LEFT OR RIGHT ARM CLUB CHAIR

C 1137LR

H: 29" W: 35.5" D: 35.5"
Seat Ht: 17" Arm Ht: 28"



CORNER

C 1110A

H: 29" W: 35.5" D: 35.5"
Seat Ht: 17" Arm Ht: N/A



OTTOMAN

C 1112A

H: 17" W: 35.5" D: 35.5"
Seat Ht: 17" Arm Ht: N/A



LEFT ARM PILLOW

C 1135POLH


H: 12" W: 4" D: 26.5"
Seat Ht: N/A Arm Ht: N/A



RIGHT ARM PILLOW

C 1135PORH

H: 12" W: 4" D: 26.5"
Seat Ht: N/A Arm Ht: N/A

 Cushions are secured to withstand wind and ensure long-lasting performance.

Available in:  Cushion





SHOWN IN PHOTO:

LEFT OR RIGHT ARM CLUB CHAIR | 1137LR

Blend Indigo (Sunbrella) | Glacier Finish

ARMLESS CLUB CHAIR | 1135A

Blend Indigo (Sunbrella) | Glacier Finish

CORNER | 1110A

Blend Indigo (Sunbrella) | Glacier Finish

32" x 52" SLATE LOUNGE FIRE PIT | 893252XSLTT | 89XNC-JLP BASE

Char Top | Glacier Finish | Sapphire Fire Jewelry

ALLURE ARMLESS BALCONY STOOL | 1155M

Onyx Finish

36" SLATE BALCONY TABLE | C3636SSLNU | 0834B BASE

Char Top | Onyx Finish

ALLURE

SLING | ALUMINUM

The clean lines of the Allure collection, met with the strength and durability of powder-coated aluminum, provide premium comfort. Allure features a field-replaceable double layer sling with no welting and carries an unprecedented sling warranty. The quick-drying dining, balcony, and bar units are available with or without arms.



ARMLESS DINING CHAIR
S 11350
 H: 32.5" W: 20" D: 21"
 Seat Ht: 18" Arm Ht: N/A



ARMLESS DINING CHAIR
S 12350 **S** 12350-2 (2 Pack*)
 H: 32.5" W: 21.5" D: 21"
 Seat Ht: 18" Arm Ht: N/A
 (Stackable: 2-6)



DINING CHAIR
S 11370
 H: 32.5" W: 22.5" D: 21"
 Seat Ht: 18" Arm Ht: 24.5"



DINING CHAIR
S 12370 **S** 12370-2 (2 Pack*)
 H: 32.5" W: 24.5" D: 21"
 Seat Ht: 18" Arm Ht: 24.5"
 (Stackable: 2-6)



CHAT CHAIR
S 11380
 H: 31" W: 28" D: 24.5"
 Seat Ht: 16.5" Arm Ht: 21.5"



ARMLESS BALCONY STOOL
S 11550
 H: 38.5" W: 20" D: 21"
 Seat Ht: 24" Arm Ht: N/A



BALCONY STOOL
S 11580
 H: 38.5" W: 24.5" D: 21"
 Seat Ht: 24" Arm Ht: 30.5"



ARMLESS BAR STOOL
S 11450
 H: 43.5" W: 20" D: 21"
 Seat Ht: 29" Arm Ht: N/A



BAR STOOL
S 11480
 H: 43.5" W: 24.5" D: 21"
 Seat Ht: 29" Arm Ht: 35.5"



SOFA
S 11430
 H: 31" W: 78" D: 24.5"
 Seat Ht: 16.5" Arm Ht: 21.5"



ARMLESS ADJUSTABLE CHAISE
S 11310 **S** 11310-2 (2 Pack*)
 H: 35" W: 28" L: 77"
 Seat Ht: 16" Arm Ht: N/A
 (Stackable: 2-6)



ARMLESS ADJUSTABLE CHAISE (with Wheels)
S 11300 **S** 11300-2 (2 Pack*)
 H: 35" W: 28" L: 77"
 Seat Ht: 16" Arm Ht: N/A
 (Stackable: 2-6)



WIND KIT SET
 11370WS - 5.66 lbs

Note: The Wind Kit Set is not available on the chaises. When ordering a sofa, order three sets.



WIND RESISTANT UPGRADE

Need additional weight for windy conditions? Allure's Wind Kit Set (11370WS) consists of a pair of zinc-plated steel bars that add an additional 5.66 lbs and easily attach to the chair's frame. Available in all finishes.

Available in: **S** Sling

*When ordering multi-pack, quantity of one equals two or four pieces, as denoted in model #x.

SHOWN IN PHOTO:
DINING CHAIR | 11370
Sandbar | Onyx Finish
48" LATITUDE DINING TABLE | 3748RFLT
Onyx Finish



ALLURE MESH

ALUMINUM

Homecrest's Allure mesh line is durable and functional. Ideal for patio or poolside, this collection is built for superior weather resistance in all climates, from coastal to arid and anywhere in between. With several options for finishes, this sleek collection will transform commercial and residential locations.



ARMLESS DINING CHAIR

M 1135M
H: 34" W: 20" D: 21"
Seat Ht: 18" Arm Ht: N/A



ARMLESS DINING CHAIR

M 1235M **M** 1235M-2 (2 Pack*)
H: 34" W: 21.5" D: 21"
Seat Ht: 18" Arm Ht: N/A
(Stackable: 2-6)



DINING CHAIR

M 1137M
H: 34" W: 22.5" D: 21"
Seat Ht: 18" Arm Ht: 24.5"



DINING CHAIR

M 1237M **M** 1237M-4 (2 Pack*)
H: 34" W: 24.5" D: 21"
Seat Ht: 18" Arm Ht: 24.5"
(Stackable: 2-6)



ARMLESS BALCONY STOOL

M 1155M
H: 40" W: 20" D: 21"
Seat Ht: 24" Arm Ht: N/A



BALCONY STOOL

M 1158M
H: 40" W: 24.5" D: 21"
Seat Ht: 24" Arm Ht: 30.5"



ARMLESS BAR STOOL

M 1145M
H: 43.5" W: 20" D: 21"
Seat Ht: 29" Arm Ht: N/A



BAR STOOL

M 1148M
H: 43.5" W: 24.5" D: 21"
Seat Ht: 29" Arm Ht: 35.5"



ARMLESS ADJUSTABLE CHAISE

M 1131M **M** 1131M-2 (2 Pack*)
H: 35" W: 28" L: 77"
Seat Ht: 16" Arm Ht: N/A
(Stackable: 2-6)



ARMLESS ADJUSTABLE CHAISE
(with Wheels)

M 1130M **M** 1130M-2 (2 Pack*)
H: 35" W: 28" L: 77"
Seat Ht: 16" Arm Ht: N/A
(Stackable: 2-6)



WIND KIT SET

11370WS - 5.66 lbs
Note: The Wind Kit Set is not available on the chaises.

PRODUCT FEATURE

The Allure mesh adjustable chaises and dining chairs (arm and armless) stack 2-6 high!



*When ordering multi-pack, quantity of one equals two or four pieces, as denoted in model #x.

Available in: **M** Metal



WIND RESISTANT UPGRADE

Need additional weight for windy conditions? Allure's Wind Kit Set (11370WS) consists of a pair of zinc-plated steel bars that add an additional 5.66 lbs and easily attach to the chair's frame. Available in all finishes.

SHOWN IN PHOTO:

ARMLESS DINING CHAIR | 1235M
Carbon Finish

36" SLATE DINING TABLE | C3636SSLNU | 1800B BASE
Char Top | Carbon Finish

ANTHEM

DREAMCORE™ CUSHION | ALUMINUM

Homecrest's Anthem cushion collection showcases bent aluminum extrusions and minimal welded joints, offering both aesthetic appeal and robust durability. The design features gentle curves and cushions with DreamCore technology, reflecting Homecrest's heritage of metal bending and uniquely comfortable seating. Anthem exemplifies the American-made craftsmanship for which our company is renowned.





CHAT CHAIR

C 7237A

H: 35" W: 28.5" D: 32"
Seat Ht: 18" Arm Ht: 23"



SWIVEL ROCKER CHAT CHAIR

C 7290A

H: 35" W: 28.5" D: 32"
Seat Ht: 18" Arm Ht: 23"



LOVESEAT

C 7242A

H: 35" W: 52.5" D: 32"
Seat Ht: 18" Arm Ht: 23"



SOFA

C 7243A

H: 35" W: 76.5" D: 32"
Seat Ht: 18" Arm Ht: 23"



Available in: **C** Cushion



Cushions are secured to withstand wind and ensure long-lasting performance.



SHOWN IN PHOTO:

SWIVEL ROCKER CHAT CHAIR | 7290A
Canvas Granite (Sunbrella) | Carbon Finish

42" CONCRETE LOUNGE FIRE PIT | 42SQCTTT | 89SNC-JLP BASE
Char Top | Carbon Finish | Gunmetal Fire Jewelry

HARBOR SWIVEL ROCKER BALCONY STOOL | 32781
Shadows | Carbon Welt | Carbon Finish

48" LATITUDE BALCONY TABLE | 3748RBLT
Carbon Finish

9' MARKET UMBRELLA | 854FMA
Coral (Recacril) | Carbon Umbrella Pole

CAST IRON UMBRELLA BASE | 00091
Carbon Finish

NEW

AVA

DREAMCORE™ CUSHION | HDPE

Our Ava collection seamlessly blends modern sophistication with the beauty of nature. Ava's architectural A-frame profile boasts a rustic charm while offering the unmatched durability of HDPE. Visually resembling natural wood, this sturdy HDPE frame will stand the test of time against the elements without compromising on style. Sumptuous cushions featuring DreamCore technology beckon you to unwind in your outdoor sanctuary.



Cushions are secured to withstand wind and ensure long-lasting performance.





CHAT CHAIR
C 2H37A

H: 35" W: 28.25" D: 34"
Seat Ht: 18" Arm Ht: 23.5"



LOVESEAT
C 2H42A

H: 35" W: 52.25" D: 34"
Seat Ht: 18" Arm Ht: 23.5"



SOFA
C 2H43A

H: 35" W: 76.25" D: 34"
Seat Ht: 18" Arm Ht: 23.5"

AVAILABLE FRAME COLORS



BRAZILIAN WALNUT
(24)



COASTAL GRAY
(23)



Available in: C Cushion



SHOWN IN PHOTO:

CHAT CHAIR | 2H37A
Cast Silver (Sumbrella) | Coastal Gray Finish

SOFA | 2H43A
Cast Silver (Sumbrella) | Coastal Gray Finish

LOVESEAT | 2H42A
Cast Silver (Sumbrella) | Coastal Gray Finish

32" x 52" CONCRETE LOUNGE FIRE PIT | 893252XGTTT | 89XNC-JLP BASE
Frost Top | Carbon Finish | Gunmetal Fire Jewelry

24" CONCRETE END TABLE | C2424SCT | 5723B BASE
Frost Top | Carbon Finish

NEW

BLAIR

DREAMCORE™ CUSHION | ALUMINUM

Elevate your outdoor seating experience with our Blair collection. Blair redefines relaxation with its plush cushions and sleek metal back design features. The 8" cushions feature our DreamCore technology, providing a soft seat that envelops you in comfort. Crafted with precision and strength in mind, Blair's all-aluminum frame ensures longevity and stability for years to come. Blair offers a variety of versatile, modular pieces that allow for unlimited configurations, letting you create arrangements tailored to your unique needs.





ARMLESS CENTER CHAT CHAIR*

C 8439N

H: 35" W: 24" D: 33"
Seat Ht: 18" Arm Ht: N/A



CHAT CHAIR

C 8439A

H: 35" W: 32" D: 33"
Seat Ht: 18" Arm Ht: 24"



SWIVEL ROCKER CHAT CHAIR

C 8490A

H: 35" W: 32" D: 33"
Seat Ht: 18" Arm Ht: 24"



LEFT ARM CHAT CHAIR*

C 8439L

H: 35" W: 28" D: 33"
Seat Ht: 18" Arm Ht: 24"



RIGHT ARM CHAT CHAIR*

C 8439R

H: 35" W: 28" D: 33"
Seat Ht: 18" Arm Ht: 24"



LOVESEAT

C 8442A

H: 35" W: 56" D: 33"
Seat Ht: 18" Arm Ht: 24"



LEFT ARM LOVESEAT*

C 8442L

H: 35" W: 52" D: 33"
Seat Ht: 18" Arm Ht: 24"



RIGHT ARM LOVESEAT*

C 8442R

H: 35" W: 52" D: 33"
Seat Ht: 18" Arm Ht: 24"



SOFA

C 8443A

H: 35" W: 80" D: 33"
Seat Ht: 18" Arm Ht: 24"



LEFT ARM SOFA*

C 8443L

H: 35" W: 75" D: 33"
Seat Ht: 18" Arm Ht: 24"



RIGHT ARM SOFA*

C 8443R

H: 35" W: 75" D: 33"
Seat Ht: 18" Arm Ht: 24"



CORNER*

C 8410A

H: 35" W: 33" D: 33"
Seat Ht: 18" Arm Ht: N/A



OTTOMAN

C 9914A

H: 16.5" W: 24" D: 27"
Seat Ht: 16.5" Arm Ht: N/A



Available in: C Cushion



SHOWN IN PHOTO:

SWIVEL ROCKER CHAT CHAIR | 8490A
Action Ash (Sunbrella) | Onyx Finish

SOFA | 8443A
Action Ash (Sunbrella) | Onyx Finish

LOVESEAT | 8442A
Action Ash (Sunbrella) | Onyx Finish

42" STONEGATE LOUNGE FIRE PIT | 42SQSGTT | 89SNC-JLP BASE
Pebble Top | Onyx Finish | Aqua Fire Jewelry

GRACE LOW BACK DINING CHAIR | 10680
Glacier | Onyx Welt | Onyx Finish

42" x 62" STONEGATE DINING TABLE | 374262FSG
Pebble Top | Onyx Finish

PRODUCT FEATURE

Select any one of our durable finishes for Blair's metal frame. Blair's frame is completely coated with a textured powder-coat finish. Known as an industry leader for our revolutionary paint line, our eco-friendly finishing department uses modern powder-coat frame finish colors on all of our furniture frames, tables, and bases. With Homecrest's experience and technology, your outdoor space will endure the seasons, year after year. Visit our website for frame finish information and options.



COLLECTION WATCH

Like the look of Blair's slat metal collection, but wanting a fully upholstered option? Check out Blair's coordinating slip cover collection shown on pages 18 and 19!

Note: Striped fabrics are not recommended.

*Units are not standalone pieces. We recommend using end units with arms on all modular configurations due to exposed brackets on armless versions.



Cushions are secured to withstand wind and ensure long-lasting performance.

NEW

BLAIR SLIP COVER

DREAMCORE™ CUSHION | ALUMINUM

Create the ultimate retreat with the refreshing style of our Blair collection. This deep seating series combines sophistication and comfort with fully upholstered backs and supremely comfortable DreamCore cushion technology. Outdoor elegance is effortless with this robust collection of modular and freestanding pieces, perfect for creating versatile seating arrangements. Whether you are selecting furniture for a home patio or a lively commercial space, Blair's pieces can be configured into anything from cozy conversation sets to plush, sprawling sectionals. Best of all, each frame, cover, and cushion is crafted by our skilled team in the USA.





ARMLESS CENTER CHAT CHAIR*

C 8539N

H: 35" W: 24" D: 33"
Seat Ht: 18" Arm Ht: N/A



CHAT CHAIR

C 8539A

H: 35" W: 32" D: 33"
Seat Ht: 18" Arm Ht: 24"



SWIVEL ROCKER CHAT CHAIR

C 8590A

H: 35" W: 32" D: 33"
Seat Ht: 18" Arm Ht: 24"



LEFT ARM CHAT CHAIR*

C 8539L

H: 35" W: 28" D: 33"
Seat Ht: 18" Arm Ht: 24"



RIGHT ARM CHAT CHAIR*

C 8539R

H: 35" W: 28" D: 33"
Seat Ht: 18" Arm Ht: 24"



LOVESEAT

C 8542A

H: 35" W: 56" D: 33"
Seat Ht: 18" Arm Ht: 24"



LEFT ARM LOVESEAT*

C 8542L

H: 35" W: 52" D: 33"
Seat Ht: 18" Arm Ht: 24"



RIGHT ARM LOVESEAT*

C 8542R

H: 35" W: 52" D: 33"
Seat Ht: 18" Arm Ht: 24"



SOFA

C 8543A

H: 35" W: 80" D: 33"
Seat Ht: 18" Arm Ht: 24"



LEFT ARM SOFA*

C 8543L

H: 35" W: 75" D: 33"
Seat Ht: 18" Arm Ht: 24"



RIGHT ARM SOFA*

C 8543R

H: 35" W: 75" D: 33"
Seat Ht: 18" Arm Ht: 24"



CORNER*

C 8510A

H: 35" W: 33" D: 33"
Seat Ht: 18" Arm Ht: N/A



OTTOMAN

C 9914A

H: 16.5" W: 24" D: 27"
Seat Ht: 16.5" Arm Ht: N/A



Available in: C Cushion



SHOWN IN PHOTO:

SWIVEL ROCKER CHAT CHAIR | 8590A

Blend Linen (Sunbrella) | Sandbar Back | Hickory Finish

RIGHT ARM SOFA | 8543R

Blend Linen (Sunbrella) | Sandbar Back | Hickory Finish

LEFT ARM LOVESEAT | 8542L

Blend Linen (Sunbrella) | Sandbar Back | Hickory Finish

CORNER | 8510A

Blend Linen (Sunbrella) | Sandbar Back | Hickory Finish

32" x 52" MODE LOUNGE FIRE PIT | 133252TT | 89XNC-JLP BASE

Hickory Finish | Bronze Fire Jewelry

PRODUCT FEATURE

Select a solid color acrylic fabric or sling fabric (look for the "S" icon) for the back of the Blair slip cover pieces. The cushion fabric can be the same as the back fabric or a coordinating color or pattern. Visit our website for fabric information and options.

Note: Solid color fabrics that have a woven texture or color direction will run the opposite direction on the back of all Blair pieces. Sensation slings are not available for the back.



COLLECTION WATCH

Like the look of Blair's slip cover collection, but wanting a sleek metal back option? Check out Blair's coordinating metal slat back collection shown on pages 16 and 17!

Note: Striped fabrics are not recommended.

*Units are not standalone pieces. We recommend using end units with arms on all modular configurations due to exposed brackets on armless versions.



Cushions are secured to withstand wind and ensure long-lasting performance.

ECHO

METAL + PADDED SEAT | STEEL

Inspired by the organic shapes found in nature, Echo is an expansion of our popular Manhattan line. Make any outdoor setting more inviting with the addition of this beautiful and unique collection. Echo is available in dining, balcony, and bar heights with a metal seat, padded seat, or removable seat pad option. With its modern design and high-quality construction, this collection is a hospitality favorite.



ARMLESS DINING CHAIR

M 94350 **M** 94350-2 (2 Pack*)

C 9435P **C** 9435P-2 (2 Pack*)

H: 35" W: 18.5" D: 21"
Seat Ht: 19" Arm Ht: N/A
(Stackable: 2-6)



DINING CHAIR

M 94370 **M** 94370-2 (2 Pack*)

C 9437P **C** 9437P-2 (2 Pack*)

H: 35" W: 20" D: 21"
Seat Ht: 19" Arm Ht: 25.75"
(Stackable: 2-6)



ARMLESS BALCONY STOOL

M 94580 **C** 9458P

H: 40.5" W: 18.5" D: 21"
Seat Ht: 24" Arm Ht: N/A



ARMLESS BAR STOOL

M 94480 **C** 9448P

H: 45.5" W: 18.5" D: 21"
Seat Ht: 29" Arm Ht: N/A



REMOVABLE SEAT PAD

C CH-PAD (with Ties)

C CH-PADNT (without Ties)

H: 1" W: 16" D: 17"
Seat Ht: N/A Arm Ht: N/A

PRODUCT FEATURE

The Echo dining chairs stack 2-6 high! All Echo chairs are available with a metal or padded seat. A removable seat pad option is also available.



SHOWN IN PHOTO:

ARMLESS DINING CHAIR | 94350
Onyx Finish


36" SLATE DINING TABLE | C3636SSLNU | 1800B BASE
Drift Top | Onyx Finish

ARMLESS BAR STOOL | 94480
Bliss Dew (Sunbrella) | Onyx Finish

11' MARKET UMBRELLA | UM8120 (DISCONTINUED)
Bliss Dew (Sunbrella) | Taupe Umbrella Pole

CAST IRON UMBRELLA BASE | 00091
Onyx Finish



 Frames are designed with added weight to withstand wind and stay in place.

Available in: **M** Metal Seat **C** Padded Seat

*When ordering multi-pack, quantity of one equals two pieces, as denoted in model #x.



NEW

EDGE AIR

SENSATION SLING | ALUMINUM

Edge air provides the luxurious comfort of deep seating with a modern, foam-free innovation. Air technology's cushionless construction allows for low-maintenance, quick-drying convenience, even in climates with the most intense rainfall. These armless pieces exhibit sleek, contemporary appeal, making them suitable for a wide range of design aesthetics.



ARMLESS CHAT CHAIR

A 51AR352

H: 36" W: 26.5" D: 33"
Seat Ht: 18" Arm Ht: N/A



ARMLESS SWIVEL CHAT CHAIR

A 51AR902N

H: 36" W: 26.5" D: 33"
Seat Ht: 18" Arm Ht: N/A



ARMLESS LOVESEAT

A 51AR422N

H: 36" W: 52.5" D: 33"
Seat Ht: 18" Arm Ht: N/A



ARMLESS SOFA

A 51AR432N

H: 36" W: 79" D: 33"
Seat Ht: 18" Arm Ht: N/A



MODE END TABLE/CORNER UNIT

1310020

H: 20" W: 35.5" D: 23"

Available in: A Air

AVAILABLE FABRIC OPTIONS

Air collections are available in Sensation sling fabrics only. Look for the air collection "A" icon.



AGATE II




BARK



BISQUE



CAMEO II



CEDAR II



LAGOON



STRATUS



ZINC II





SHOWN IN PHOTO:

ARMLESS SWIVEL CHAT CHAIR | 51AR902N
Agate II | Carbon Finish

ARMLESS CHAT CHAIR | 51AR352
Agate II | Carbon Finish

54" CONCRETE LOUNGE FIRE PIT | 54RCTFPIT | 89RNC-JLP BASE
Drift Top | Carbon Finish | Bronze Fire Jewelry

ELEMENTS

DREAMCORE™ CUSHION | ALUMINUM

With Homecrest's Elements cushion collection, you no longer have to choose between style and comfort. This bold deep seating series merges the fresh, transitional design of Homecrest's popular Elements sling collection with the supreme comfort of DreamCore technology. The luxurious seats and backrests feature High Resilient foam, ensuring durability, longevity, and unmatched comfort. Unlike conventional foam, Homecrest's cushions offer exceptional elasticity, providing a superior seating experience.

SHOWN IN PHOTO:

LOVESEAT | 5142A

Canvas White (Sunbrella) | Carbon Finish

LEFT ARM SOFA | 5143L

Canvas White (Sunbrella) | Carbon Finish

CORNER | 5110A

Canvas White (Sunbrella) | Carbon Finish

RIGHT ARM LOVESEAT | 5142R

Canvas White (Sunbrella) | Carbon Finish

42" SLATE LOUNGE FIRE PIT | 42SQSLTT | 89SNC-JLP BASE

Drift Top | Carbon Finish | Platinum Fire Jewelry





CHAT CHAIR
C 5139A
 H: 35" W: 30" D: 33"
 Seat Ht: 18" Arm Ht: 23.5"



SWIVEL ROCKER CHAT CHAIR
C 5190A
 H: 35" W: 30" D: 33"
 Seat Ht: 18" Arm Ht: 23.5"



LOVESEAT
C 5142A
 H: 35" W: 54" D: 33"
 Seat Ht: 18" Arm Ht: 23.5"



SOFA
C 5143A
 H: 35" W: 78" D: 33"
 Seat Ht: 18" Arm Ht: 23.5"



HIGH BACK CHAT CHAIR
C 5137A
 H: 41" W: 30" D: 33"
 Seat Ht: 18" Arm Ht: 23.5"



HIGH BACK SWIVEL ROCKER CHAT CHAIR
C 5192A
 H: 41" W: 30" D: 33"
 Seat Ht: 18" Arm Ht: 23.5"



HIGH BACK LOVESEAT
C 5144A
 H: 41" W: 54" D: 33"
 Seat Ht: 18" Arm Ht: 23.5"



HIGH BACK SOFA
C 5145A
 H: 41" W: 78" D: 33"
 Seat Ht: 18" Arm Ht: 23.5"



ARMLESS CENTER CHAT CHAIR*
C 5139N
 H: 35" W: 24.75" D: 33"
 Seat Ht: 18" Arm Ht: N/A



LEFT ARM CHAT CHAIR*
C 5139L
 H: 35" W: 27.5" D: 33"
 Seat Ht: 18" Arm Ht: 23.5"



RIGHT ARM CHAT CHAIR*
C 5139R
 H: 35" W: 27.5" D: 33"
 Seat Ht: 18" Arm Ht: 23.5"



ARMLESS LOVESEAT*
C 5142N
 H: 35" W: 48.75" D: 33"
 Seat Ht: 18" Arm Ht: N/A



LEFT ARM LOVESEAT*
C 5142L
 H: 35" W: 51.5" D: 33"
 Seat Ht: 18" Arm Ht: 23.5"



RIGHT ARM LOVESEAT*
C 5142R
 H: 35" W: 51.5" D: 33"
 Seat Ht: 18" Arm Ht: 23.5"



ARMLESS SOFA*
C 5143N
 H: 35" W: 72.75" D: 33"
 Seat Ht: 18" Arm Ht: N/A



LEFT ARM SOFA*
C 5143L
 H: 35" W: 75.5" D: 33"
 Seat Ht: 18" Arm Ht: 23.5"



RIGHT ARM SOFA*
C 5143R
 H: 35" W: 75.5" D: 33"
 Seat Ht: 18" Arm Ht: 23.5"



CORNER*
C 5110A
 H: 35" W: 33" D: 33"
 Seat Ht: 18" Arm Ht: N/A



OTTOMAN
C 9914A
 H: 16.5" W: 24" D: 27"
 Seat Ht: 16.5" Arm Ht: N/A

Available in: **C** Cushion



Cushions are secured to withstand wind and ensure long-lasting performance.

Note: Striped fabrics are not recommended.

*Units are not standalone pieces. We recommend using end units with arms on all modular configurations due to exposed brackets on armless versions.

ELEMENTS AIR

SENSATION SLING | ALUMINUM

The Elements air collection features the appearance and comfort of deep seating in a foam-free, cushionless construction. Luxurious Sensation sling fabric is used for the ultimate in low-maintenance comfort and also features benefits such as exceptional shape retention and surface memory. Homecrest's double layer sling design is extremely comfortable and field replaceable. Elements offers a versatile, stylish, and low-maintenance solution for your outdoor seating needs.



ARMLESS CHAT CHAIR

A 51AR352

H: 36" W: 26.5" D: 33"
Seat Ht: 18" Arm Ht: N/A



CHAT CHAIR

A 51AR392

H: 36" W: 32.5" D: 33"
Seat Ht: 18" Arm Ht: 23"



SWIVEL CHAT CHAIR

A 51AR902

H: 36" W: 32.5" D: 33"
Seat Ht: 18" Arm Ht: 23"



LEFT ARM CHAT CHAIR

A 51AR392L

H: 36" W: 29.5" D: 33"
Seat Ht: 18" Arm Ht: 23"



RIGHT ARM CHAT CHAIR

A 51AR392R

H: 36" W: 29.5" D: 33"
Seat Ht: 18" Arm Ht: 23"

Note: Depending on the desired configuration and use, we recommend ordering multi-seat units to eliminate multiple legs for a cleaner look (i.e. order an armless sofa versus three armless chat chairs).



SHOWN IN PHOTO:

ELEMENTS LOW BACK DINING CHAIR | 51690
Canvas White (Sunbrella) | Glacier Back | Glacier Welt | Carbon Finish

42" x 62" TIMBER DINING TABLE | 254262FTM
Drift Top | Carbon Finish

SWIVEL CHAT CHAIR | 51AR902
Stratus | Carbon Finish

RIGHT ARM CHAT CHAIR | 51AR392R
Stratus | Carbon Finish

MODE END TABLE/CORNER UNIT | 1310020
Carbon Finish

ARMLESS SOFA | 51AR432N
Stratus | Carbon Finish

LEFT ARM LOVESEAT | 51AR422L
Stratus | Carbon Finish

36" x 60" TIMBER LOUNGE FIRE PIT | 893660XTMTT | 89XNC-JLP BASE
Drift Top | Carbon Finish | Sapphire Fire Jewelry



ARMLESS LOVESEAT

A 51AR422N

H: 36" W: 52.5" D: 33"
Seat Ht: 18" Arm Ht: N/A



LOVESEAT

A 51AR422

H: 36" W: 58.5" D: 33"
Seat Ht: 18" Arm Ht: 23"



LEFT ARM LOVESEAT

A 51AR422L

H: 36" W: 55.5" D: 33"
Seat Ht: 18" Arm Ht: 23"



RIGHT ARM LOVESEAT

A 51AR422R

H: 36" W: 55.5" D: 33"
Seat Ht: 18" Arm Ht: 23"



ARMLESS SOFA

A 51AR432N

H: 36" W: 79" D: 33"
Seat Ht: 18" Arm Ht: N/A



SOFA

A 51AR432

H: 36" W: 85" D: 33"
Seat Ht: 18" Arm Ht: 23"



LEFT ARM SOFA

A 51AR432L

H: 36" W: 82" D: 33"
Seat Ht: 18" Arm Ht: 23"



RIGHT ARM SOFA

A 51AR432R

H: 36" W: 82" D: 33"
Seat Ht: 18" Arm Ht: 23"




MODE END TABLE/CORNER UNIT

1310020

H: 20" W: 35.5" D: 23"

Available in: A Air



AVAILABLE FABRIC OPTIONS *Air collections are available in Sensation sling fabrics only. Look for the air collection "A" icon.*



AGATE II



BARK



BISQUE



CAMEO II




CEDAR II



LAGOON



STRATUS



ZINC II

ELEMENTS

SLING + PADDED SLING | ALUMINUM

Uniquely transitional and highly functional, Homecrest's Elements sling collection is an industry favorite. Subtle curves and clean angles combine to create a collection that can be artfully classic or freshly modern, depending on your design sensibilities and your outdoor space. Available in low back, high back, and balcony seating, Elements has the added versatility of complementing a wide range of deep seating styles with ease.



LOW BACK DINING CHAIR

S 51680 PS 51690
H: 37" W: 26" D: 28.5"
Seat Ht: 19.5" Arm Ht: 26"



LOW BACK SWIVEL ROCKER

S 51880 PS 51890
H: 37" W: 26" D: 28.5"
Seat Ht: 19.5" Arm Ht: 26"



HIGH BACK DINING CHAIR

S 51180 PS 51190
H: 45.5" W: 26" D: 28.5"
Seat Ht: 19.5" Arm Ht: 26"



HIGH BACK SWIVEL ROCKER

S 51980 PS 51990
H: 45.5" W: 26" D: 28.5"
Seat Ht: 19.5" Arm Ht: 26"



SWIVEL ROCKER BALCONY STOOL

S 51780 PS 51790
H: 40" W: 26" D: 30"
Seat Ht: 21" Arm Ht: 29"



ARMLESS ADJUSTABLE CHAISE

S 10301 PS 10201
H: 43.5" W: 24" L: 82.5"
Seat Ht: 16" Arm Ht: N/A



OTTOMAN

S 99120 PS 99130
H: 16.5" W: 20.5" D: 20"
Seat Ht: 16.5" Arm Ht: N/A



DINING CHAIR WIND KIT

(Patent pending)
KIT91 - 10 lbs



SWIVEL ROCKER WIND KIT

(Patent pending)
KIT90 - 10 lbs

Available in: S Sling PS Padded Sling



WIND RESISTANT UPGRADE

Need additional weight for windy conditions? Homecrest's patent-pending Wind Kits (KIT91 and KIT90) consist of zinc-plated steel parts, add an additional 10 lbs, and easily attach to the chair's frame. Available in all finishes.



SHOWN IN PHOTO:

LOW BACK DINING CHAIR | 51680

Zinc II | Onyx Welt | Carbon Finish

44" x 88" MODO DINING TABLE | 134488F

Onyx Top | Carbon Finish

ELEMENTS LOW BACK DINING CHAIR

Create a more comfortable sit by selecting a Sensation sling fabric. Sensation fabrics feature outstanding memory and strength.



ELEVATE

SLING | ALUMINUM

The Elevate sling collection shows that elegance and strength can go hand in hand. Elevate features defined lines with added weight for resistance against strong winds. Created from custom, solid aluminum, these pieces offer tremendous resistance to wind, salt, sun, and snow. All these features combine to make Elevate sling ideal for hospitality, workplace, rooftop, and balcony environments.



ARMLESS DINING CHAIR

S 56350 S 56350-2 (2 Pack*)

H: 32.5" W: 25" D: 21"
Seat Ht: 18" Arm Ht: N/A
(Stackable: 2-6)



DINING CHAIR

S 56370 S 56370-2 (2 Pack*)

H: 32.5" W: 25" D: 21"
Seat Ht: 18" Arm Ht: 24"
(Stackable: 2-6)



ARMLESS BALCONY STOOL

S 56550

H: 38.5" W: 25" D: 21"
Seat Ht: 24" Arm Ht: N/A



BALCONY STOOL

S 56570

H: 38.5" W: 25" D: 21"
Seat Ht: 24" Arm Ht: 30"



ARMLESS BAR STOOL

S 56450

H: 44.5" W: 25" D: 21"
Seat Ht: 30" Arm Ht: N/A



BAR STOOL

S 56470

H: 44.5" W: 25" D: 21"
Seat Ht: 30" Arm Ht: 36"



SCAN + WATCH
Learn more about the Elevate sling collection here!

Available in: S Sling

*When ordering multi-pack, quantity of one equals two pieces, as denoted in model #x.



Frames are designed with added weight to withstand wind and stay in place.



SHOWN IN PHOTO:

ARMLESS DINING CHAIR | 56350
Rose | Carbon Finish

42" x 84" STONEGATE DINING TABLE | 254284FSG
Pebble Top | Carbon Finish

DINING CHAIR | 56370
Rose | Carbon Finish

36" STONEGATE DINING TABLE | C3636SSG | 18ADAB BASE (DISCONTINUED)
Pebble Top | Carbon Finish

9' MARKET UMBRELLA | 854PMA
Surround Dusk (Discontinued) | Onyx Umbrella Pole

CAST IRON UMBRELLA BASE | 00091
Carbon Finish

ELEVATE MESH

ALUMINUM

Our Elevate mesh collection puts a twist on our classic visual designs, while adding features that make it the ideal choice for hospitality, workplace, rooftop, and balcony environments. Crafted with solid aluminum frames for added weight and resistance against strong winds, these pieces have a unique shape that makes both the armed and armless units fully stackable. In addition, this collection is resistant to salt, sun, snow, and anything else nature can throw at it.



ARMLESS DINING CHAIR

M 5635M M 5635M-2 (2 Pack*)

H: 34" W: 25" D: 21"
Seat Ht: 18" Arm Ht: N/A
(Stackable: 2-6)



DINING CHAIR

M 5637M M 5637M-2 (2 Pack*)

H: 34" W: 25" D: 21"
Seat Ht: 18" Arm Ht: 24"
(Stackable: 2-6)



ARMLESS BALCONY STOOL

M 5655M

H: 40" W: 25" D: 21"
Seat Ht: 24" Arm Ht: N/A



BALCONY STOOL

M 5657M

H: 40" W: 25" D: 21"
Seat Ht: 24" Arm Ht: 30"



ARMLESS BAR STOOL

M 5645M

H: 46" W: 25" D: 21"
Seat Ht: 30" Arm Ht: N/A



BAR STOOL

M 5647M

H: 46" W: 25" D: 21"
Seat Ht: 30" Arm Ht: 36"



◀ **SCAN + WATCH**

Learn more about the Elevate mesh collection here!

PRODUCT FEATURE

The Elevate mesh arm and armless dining chairs stack 2-6 high!



Available in: **M** Metal

*When ordering multi-pack, quantity of one equals two pieces, as denoted in model #x.




SHOWN IN PHOTO:

ARMLESS DINING CHAIR | 5635M
Storm Finish

36" MODE CLUB DINING TABLE | 1336RNU | 2330B BASE
Storm Finish

ELEVATE BAR STOOL | 56470
Coral | Storm Finish



 Frames are designed with added weight to withstand wind and stay in place.

FLORIDA MESH

ALUMINUM

The Florida collection is a long-standing commercial and hospitality favorite. The design is achieved by combining modern materials and original techniques to build a durable, maintenance-free collection with all the comfort and support expected from Homecrest.



LOW BACK DINING CHAIR

M 2F320 M 2F320-4 (4 Pack*)

H: 33" W: 23" D: 24.5"
Seat Ht: 18" Arm Ht: 25.5"
(Stackable: 2-6)



BAR STOOL

M 2F240

H: 45" W: 23" D: 26"
Seat Ht: 29" Arm Ht: 35.5"



SWIVEL BAR STOOL

M 2F480

H: 44" W: 26" D: 26"
Seat Ht: 29" Arm Ht: 35.5"



OTTOMAN/SIDE TABLE

M 2F120

H: 16.5" W: 23" D: 23"
Seat Ht: 16.5" Arm Ht: N/A

PRODUCT FEATURE

The Florida mesh low back dining chair is stackable up to 6 chairs high.



*When ordering multi-pack, quantity of one equals two or four pieces, as denoted in model #-x.

Available in: **M** Metal



SHOWN IN PHOTO:

LOW BACK DINING CHAIR | 2F320
Glacier Finish

30" MESH DINING TABLE | 1930R | 2330B BASE
Glacier Finish

UMBRELLA BASE PLATE | 23UMBP
Glacier Finish

6.5' PULLY LIFT MARKET UMBRELLA | 454FM-SQ
Pistachio (Recacril) | Brushed Silver Umbrella Pole



UMBRELLA BASE PLATE
This Mesh table features our 2330B base with an integrated umbrella base plate (23UMBP).

GRACE AIR

Available in: **A** Air

SENSATION SLING | ALUMINUM

The Grace air collection features the look and feel of a deep seating piece in a foam-free, cushionless construction. Luxurious Sensation sling fabric is used for the ultimate in low-maintenance comfort and also features benefits such as exceptional shape retention and surface memory. Grace air offers a versatile, stylish, and durable solution for your outdoor seating needs and coordinates with Grace sling pieces and Blair cushion collections.



ARMLESS CHAT CHAIR

A 51AR352

H: 36" W: 26.5" D: 33"
Seat Ht: 18" Arm Ht: N/A



CHAT CHAIR

A 10AR392

H: 36" W: 34.5" D: 33"
Seat Ht: 18" Arm Ht: 23"



SWIVEL CHAT CHAIR

A 10AR902

H: 36" W: 34.5" D: 33"
Seat Ht: 18" Arm Ht: 23"



LEFT ARM CHAT CHAIR

A 10AR392L

H: 36" W: 30.5" D: 33"
Seat Ht: 18" Arm Ht: 23"




RIGHT ARM CHAT CHAIR

A 10AR392R

H: 36" W: 30.5" D: 33"
Seat Ht: 18" Arm Ht: 23"

Note: Depending on the desired configuration and use, we recommend ordering multi-seat units to eliminate multiple legs for a cleaner look (i.e. order an armless sofa versus three armless chat chairs).


AVAILABLE FABRIC OPTIONS *Air collections are available in Sensation sling fabrics only. Look for the air collection "A" icon.*



AGATE II



BARK



BISQUE




CAMEO II




CEDAR II



LAGOON



STRATUS



ZINC II

SHOWN IN PHOTO:

GRACE LOW BACK DINING CHAIR | 10690
Carvas Coal | Onyx Back | Onyx Welt | Onyx Finish

44" x 110" MODE DINING TABLE | 1344110F
Onyx Finish

36" x 60" MODE LOUNGE FIRE PIT | 133660TT | 89XNC-JLP BASE
Onyx Finish | Platinum Fire Jewelry

SWIVEL CHAT CHAIR | 10AR902
Agate II | Onyx Finish

MODE END TABLE/CORNER UNIT | 1310020
Onyx Finish

ARMLESS CHAT CHAIR | 51AR352
Agate II | Onyx Finish

ARMLESS SOFA | 51AR432N
Agate II | Onyx Finish

RIGHT ARM SOFA | 10AR432R
Agate II | Onyx Finish



ARMLESS LOVESEAT

A 51AR422N
H: 36" W: 52.5" D: 33"
Seat Ht: 18" Arm Ht: N/A



LOVESEAT

A 10AR422
H: 36" W: 60.5" D: 33"
Seat Ht: 18" Arm Ht: 23"



LEFT ARM LOVESEAT

A 10AR422L
H: 36" W: 56.5" D: 33"
Seat Ht: 18" Arm Ht: 23"



RIGHT ARM LOVESEAT

A 10AR422R
H: 36" W: 56.5" D: 33"
Seat Ht: 18" Arm Ht: 23"



ARMLESS SOFA

A 51AR432N
H: 36" W: 79" D: 33"
Seat Ht: 18" Arm Ht: N/A



SOFA

A 10AR432
H: 36" W: 87" D: 33"
Seat Ht: 18" Arm Ht: 23"



LEFT ARM SOFA

A 10AR432L
H: 36" W: 83" D: 33"
Seat Ht: 18" Arm Ht: 23"



RIGHT ARM SOFA

A 10AR432R
H: 36" W: 83" D: 33"
Seat Ht: 18" Arm Ht: 23"



MODE END TABLE/CORNER UNIT

1310020
H: 20" W: 35.5" D: 23"



GRACE

SLING + PADDED SLING | ALUMINUM

Grace sling offers clean lines and an open design, making it endlessly adaptable across all environments and design preferences. Its gentle minimalism allows it to stay current and fresh, even as trends evolve over time. Solid aluminum and Homecrest's signature comfort make Grace a collection that is equally at home in commercial spaces and residential environments. When looking to furnish multiple areas at work or at play, complement Grace sling with its coordinating air collection and Blair cushion collections.



LOW BACK DINING CHAIR

S 10680 PS 10690

H: 37" W: 26.75" D: 28"
Seat Ht: 19.5" Arm Ht: 25"



LOW BACK SWIVEL ROCKER

S 10880 PS 10890

H: 37" W: 26.75" D: 28"
Seat Ht: 19.5" Arm Ht: 25"



HIGH BACK DINING CHAIR

S 10180 PS 10190

H: 45.5" W: 26.75" D: 28"
Seat Ht: 19.5" Arm Ht: 25"



HIGH BACK SWIVEL ROCKER

S 10980 PS 10990

H: 45.5" W: 26.75" D: 28"
Seat Ht: 19.5" Arm Ht: 25"



ADJUSTABLE CHAISE

S 10302 PS 10202

H: 43.5" W: 27" L: 82.5"
Seat Ht: 16" Arm Ht: 23.25"



ARMLESS ADJUSTABLE CHAISE

S 10301 PS 10201

H: 43.5" W: 24" L: 82.5"
Seat Ht: 16" Arm Ht: N/A



OTTOMAN

S 99120 PS 99130

H: 16.5" W: 20.5" D: 20"
Seat Ht: 16.5" Arm Ht: N/A



DINING CHAIR WIND KIT

(Patent pending)

KIT91 - 10 lbs



SWIVEL ROCKER WIND KIT

(Patent pending)

KIT90 - 10 lbs



Available in: S Sling PS Padded Sling



WIND RESISTANT UPGRADE

Need additional weight for windy conditions? Homecrest's patent-pending Wind Kits (KIT91 and KIT90) consist of zinc-plated steel parts, add an additional 10 lbs, and easily attach to the chair's frame. Available in all finishes.



SHOWN IN PHOTO:

LOW BACK DINING CHAIR | 10680
Glacier | Glacier Welt | Niko Finish

42" x 84" STONEGATE DINING TABLE | 374284FSG
Pebble Top | Niko Finish

HARBOR

SLING + PADDED SLING | ALUMINUM

Our Harbor sling collection captures a classic maritime-inspired design, infused with Homecrest's signature style and quality. The all-aluminum frame ensures a low-maintenance and corrosion-free finish, while the custom-extruded arms are rounded into a graceful ellipse for comfort and style. Paired with our ultra-comfortable double layer sling, Harbor offers the experience of a weekend getaway to a luxury resort.



LOW BACK DINING CHAIR

S 32681 PS 32691
H: 37" W: 24.5" D: 30"
Seat Ht: 19.5" Arm Ht: 25.5"



LOW BACK SWIVEL ROCKER

S 32880 PS 32890
H: 37" W: 24.5" D: 30"
Seat Ht: 19.5" Arm Ht: 25.5"



HIGH BACK DINING CHAIR

S 32180 PS 32190
H: 45.5" W: 24.5" D: 30"
Seat Ht: 19.5" Arm Ht: 25.5"



HIGH BACK SWIVEL ROCKER

S 32980 PS 32990
H: 45.5" W: 24.5" D: 30"
Seat Ht: 19.5" Arm Ht: 25.5"



SWIVEL ROCKER BALCONY STOOL

S 32781 PS 32791
H: 36.5" W: 24.5" D: 30"
Seat Ht: 21" Arm Ht: 29"



OTTOMAN

S 99120 PS 99130
H: 16.5" W: 20.5" D: 20"
Seat Ht: 16.5" Arm Ht: N/A



DINING CHAIR WIND KIT

(Patent pending)
KIT91 - 10 lbs



SWIVEL ROCKER WIND KIT


(Patent pending)
KIT90 - 10 lbs

Available in: **S** Sling **PS** Padded Sling



WIND RESISTANT UPGRADE

Need additional weight for windy conditions? Homecrest's patent-pending Wind Kits (KIT91 and KIT90) consist of zinc-plated steel parts, add an additional 10 lbs, and easily attach to the chair's frame. Available in all finishes.



SHOWN IN PHOTO:

HIGH BACK SWIVEL ROCKER | 32980
Kamali | Niko Welt | Niko Finish

48" SHADOW ROCK DINING TABLE | 3748RFSH
Pebble Top | Niko Finish

9' MARKET UMBRELLA | 854FMA
Captain Navy (Recacril) | Carbon Umbrella Pole

CAST IRON UMBRELLA BASE | 00091
Niko Finish



HOLLY HILL

CUSHION | ALUMINUM

The enduring appeal of the Holly Hill cushion collection is just one of the reasons it is an industry favorite. These chairs are elegantly engineered and timeless in design, featuring cushions that are removable and easy to care for. The Holly Hill cushion collection coordinates with all Holly Hill sling pieces.





HIGH BACK SWIVEL ROCKER

C 2299F

H: 44" W: 24.5" D: 30"
Seat Ht: 20" Arm Ht: 25.5"



OTTOMAN

C 2212B

H: 17.5" W: 20" D: 17"
Seat Ht: 17.5" Arm Ht: N/A



SWIVEL ROCKER WIND KIT

(Patent pending)

KIT90 - 10 lbs

Available in: C Cushion



WIND RESISTANT UPGRADE

Need additional weight for windy conditions? Homecrest's patent-pending Wind Kit (KIT90) consists of zinc-plated steel parts, adds an additional 10 lbs, and easily attaches to the chair's frame. Available in all finishes.



SHOWN IN PHOTO:

HIGH BACK SWIVEL ROCKER | 2299F
Blend Nomad (Sunbrella) | Umber Finish

42" CONCRETE LOUNGE FIRE PIT | 42RCTFPIT | 89RNC-1LP BASE
Frost Top | Umber Finish | Bronze Fire Jewelry



Cushions are secured to withstand wind and ensure long-lasting performance.

HOLLY HILL

SLING + PADDED SLING | ALUMINUM

A popular choice, our Holly Hill collection is made of aluminum and comes in a wide variety of styles, frames, and seating options. With a simple design and broad appeal, this classic Homecrest collection lends itself to any environment. Holly Hill is available in sling and padded sling. Be sure to view the Holly Hill cushion collection for complementary pieces.



LOW BACK DINING CHAIR

S 2A680 **PS** 2A690

H: 37" W: 24.5" D: 30"
Seat Ht: 19.5" Arm Ht: 25.25"



LOW BACK SWIVEL ROCKER

S 2A880 **PS** 2A890

H: 37" W: 24.5" D: 30"
Seat Ht: 19.5" Arm Ht: 25.25"



HIGH BACK DINING CHAIR

S 2A180 **PS** 2A190

H: 45.5" W: 24.5" D: 30"
Seat Ht: 19.5" Arm Ht: 25.25"



HIGH BACK SWIVEL ROCKER

S 2A980 **PS** 2A990

H: 45.5" W: 24.5" D: 30"
Seat Ht: 19.5" Arm Ht: 25.25"



SWIVEL ROCKER BALCONY STOOL

S 2A780 **PS** 2A790

H: 40" W: 24.5" D: 30"
Seat Ht: 21" Arm Ht: 29"



SWIVEL BAR STOOL

S 2A480 **PS** 2A490

H: 49" W: 24.5" D: 30"
Seat Ht: 29.5" Arm Ht: 38.5"



HIGH BACK LOVESEAT GLIDER

S 2A449 **PS** 2A459

H: 42" W: 46" D: 30"
Seat Ht: 17.5" Arm Ht: 24.25"



OTTOMAN

S 99120 **PS** 99130

H: 16.5" W: 20.5" D: 20"
Seat Ht: 16.5" Arm Ht: N/A



DINING CHAIR WIND KIT

(Patent pending)

KIT91 - 10 lbs



SWIVEL ROCKER WIND KIT

(Patent pending)

KIT90 - 10 lbs

Available in: **S** Sling **PS** Padded Sling



WIND RESISTANT UPGRADE

Need additional weight for windy conditions? Homecrest's patent-pending Wind Kits (KIT91 and KIT90) consist of zinc-plated steel parts, add an additional 10 lbs, and easily attach to the chair's frame. Available in all finishes.



SHOWN IN PHOTO:

HIGH BACK SWIVEL ROCKER | 2A980
Indigo | Indigo Welt | Umber Finish

42" x 84" CONCRETE DINING TABLE | 374284FCT
Frost Top | Umber Finish

HOLLY HILL CUSHION HIGH BACK SWIVEL ROCKER | 2299F
Solve Denim (Sunbrella®) | Umber Finish

42" CONCRETE LOUNGE FIRE PIT | 42RCTFPIT | 89RNC-JLP BASE
Frost Top | Umber Finish | Gunmetal Fire Jewelry



INFINITI

SLING | ALUMINUM

Infiniti is designed for maximum ease of use in any space, at work or at play. It is generously proportioned and simply designed, making it adaptable to all kinds of environments, space designs, and functional requirements. It features Homecrest's premium sling fabric that provides the look of deep seating without any of the maintenance that comes with a traditional cushion. Together with the intelligently designed Infiniti tables that can function as end or corner units, Infiniti offers flexibility and the incomparable quality of Homecrest's American manufacturing.



ARMLESS CHAT CHAIR

S 21350

H: 34.5" W: 26.5" D: 34"
Seat Ht: 18.5" Arm Ht: N/A



ARMLESS CHAISE

S 21300

H: 34.5" W: 26.5" L: 52.5"
Seat Ht: 18.5" Arm Ht: N/A



ADJUSTABLE CHAISE

S 21320

H: 43.5" W: 25" L: 79"
Seat Ht: 16" Arm Ht: 19.5"



OTTOMAN

S 21120

H: 18" W: 26.5" D: 25.5"
Seat Ht: N/A Arm Ht: N/A



END TABLE

361235

H: 21" W: 12" L: 35"



COFFEE TABLE

362844

H: 18" W: 28" L: 44"



END TABLE/CORNER UNIT

3610021


H: 21" W: 34" L: 23.5"

Available in: S Sling



PRODUCT FEATURE

This collection comes with optional connectors. These easy-to-install hidden connectors help maintain a desired seating configuration. All units come standard with black floor glides.





SHOWN IN PHOTO:

ARMLESS CHAT CHAIR | 21350
Lagoon | Carbon Finish

12" x 35" END TABLE | 361235
Carbon Finish

28" x 44" COFFEE TABLE | 362844
Carbon Finish

23.5" x 34" END TABLE/CORNER UNIT | 3610021
Carbon Finish

JAXON

CUSHION | ALUMINUM

The split back cushion paired with the inward-facing arms of our Jaxon collection create a simple yet powerful visual presence. The collection is constructed using cast aluminum arms and extruded aluminum to achieve the intricate bends and curves that form the shape of the frame. Jaxon's powder-coated finish helps resist corrosion and wear, making it an ideal choice for use in commercial outdoor environments.

SHOWN IN PHOTO:

SOFA | 6843A
Firth Onyx (Discontinued) | Onyx Finish

CHAT CHAIR | 6837A
Firth Onyx (Discontinued) | Onyx Finish

26" x 44" CONCRETE COFFEE TABLE | C2644XCT | 5744B BASE
Frost Top | Onyx Finish



◀ SCAN + WATCH
Learn more
about the
Jaxon cushion
collection here!





CHAT CHAIR

c 6837A

H: 34" W: 34" D: 35"
Seat Ht: 18" Arm Ht: 23.5"



SWIVEL ROCKER CHAT CHAIR

c 6890A

H: 34" W: 34" D: 35"
Seat Ht: 18" Arm Ht: 23.5"



LOVESEAT

c 6842A

H: 34" W: 51" D: 35"
Seat Ht: 18" Arm Ht: 23.5"



SOFA

c 6843A

H: 34" W: 74" D: 35"
Seat Ht: 18" Arm Ht: 23.5"

Available in: **c** Cushion



Cushions are secured to withstand wind and ensure long-lasting performance.

KASHTON

SLING + PADDED SLING | ALUMINUM

Celebrate outdoor dining with the Kashton collection from Homecrest. Featuring our industry-leading coil spring swivel rocker mechanism and an open, inviting design, Kashton unites fashion with utility, making it an excellent choice for families across the nation.



LOW BACK DINING CHAIR

S 1K680 PS 1K690

H: 37" W: 25" D: 30"
Seat Ht: 19.5" Arm Ht: 26.25"



LOW BACK SWIVEL ROCKER

S 1K880 PS 1K890

H: 37" W: 25" D: 30"
Seat Ht: 19.5" Arm Ht: 26.25"



HIGH BACK DINING CHAIR

S 1K180 PS 1K190

H: 45.5" W: 25" D: 30"
Seat Ht: 19.5" Arm Ht: 26.25"



HIGH BACK SWIVEL ROCKER

S 1K980 PS 1K990

H: 45.5" W: 25" D: 30"
Seat Ht: 19.5" Arm Ht: 26.25"



SWIVEL ROCKER BALCONY STOOL

S 1K781 PS 1K791

H: 41" W: 25" D: 30"
Seat Ht: 21" Arm Ht: 30"



ARMLESS ADJUSTABLE CHAISE

S 1K300 PS 1K200

H: 43.5" W: 26" L: 76"
Seat Ht: 16" Arm Ht: N/A



OTTOMAN

S 99120 PS 99130

H: 16.5" W: 20.5" D: 20"
Seat Ht: 16.5" Arm Ht: N/A



DINING CHAIR WIND KIT

(Patent pending)

KIT91 - 10 lbs



SWIVEL ROCKER WIND KIT

(Patent pending)

KIT90 - 10 lbs

Available in: S Sling PS Padded Sling



WIND RESISTANT UPGRADE

Need additional weight for windy conditions? Homecrest's patent-pending Wind Kits (KIT91 and KIT90) consist of zinc-plated steel parts, add an additional 10 lbs, and easily attach to the chair's frame. Available in all finishes.





SHOWN IN PHOTO:

HIGH BACK SWIVEL ROCKER | 1K980

Carbon | Carbon Welt | Carbon Finish

42" x 93" LATITUDE DINING TABLE | 624293FLT

Carbon Finish

SWIVEL ROCKER BALCONY STOOL | 1K781

Carbon | Carbon Welt | Carbon Finish

48" LATITUDE BALCONY TABLE | 3748RBLT

Carbon Finish

9' MARKET UMBRELLA | 954FMA

Turquoise (Recacri) | Onyx Umbrella Pole

CAST IRON UMBRELLA BASE | 00091

Carbon Finish

LIBERTY

DREAMCORE™ CUSHION | ALUMINUM

Liberty's timeless design and unparalleled comfort will enhance outdoor spaces for generations to come. Create an environment of relaxation and serenity with a full complement of deep seating pieces, all made in the USA. Liberty's crisp tailoring and clean lines create an engaging ambiance that celebrates the past and the future.



CHAT CHAIR

C 1639A

H: 42" W: 28" D: 35"
Seat Ht: 18" Arm Ht: 24"



SWIVEL ROCKER CHAT CHAIR

C 1690A


H: 42" W: 28" D: 35"
Seat Ht: 18" Arm Ht: 24"



LOVESEAT

C 1642A

H: 42" W: 52.5" D: 35"
Seat Ht: 18" Arm Ht: 24"



SOFA

C 1643A

H: 42" W: 76.5" D: 35"
Seat Ht: 18" Arm Ht: 24"



OTTOMAN

C 1612A

H: 16" W: 27" D: 27.5"
Seat Ht: 16" Arm Ht: N/A



Available in: Cushion



SHOWN IN PHOTO:

SWIVEL ROCKER CHAT CHAIR | 1690A
Chaps (COM) | Hickory Finish

54" TIMBER CHAT FIRE PIT | 4654CTM-JLP (DISCONTINUED)
Sequoia Top | Hickory Finish | Bronze Fire Jewelry

KASHTON HIGH BACK SWIVEL ROCKER | 1K980
Sandbar | Sandbar Welt | Hickory Finish

KASHTON HIGH BACK DINING CHAIR | 1K180
Sandbar | Sandbar Welt | Hickory Finish

42" x 84" TIMBER DINING TABLE | 254284FTM
Sequoia Top | Hickory Finish



Cushions are secured to withstand wind and ensure long-lasting performance.



MANHATTAN

METAL + PADDED SEAT | STEEL

The Manhattan collection is available in dining, balcony, and bar heights, and it is built to last with its powder-coated steel construction. Available in all Homecrest finishes, Manhattan comes with a metal seat, an optional removable seat pad, or an attached padded seat.



ARMLESS DINING CHAIR

M CH590-CH **M** CH590-CH2 (2 Pack*)

C CH590-PD **C** CH590-PD2 (2 Pack*)

H: 35" W: 18.5" D: 21"

Seat Ht: 18.75" Arm Ht: N/A

(Stackable: 2-6)



DINING CHAIR

M CH320-CH **M** CH320-CH2 (2 Pack*)

C CH320-PD **C** CH320-PD2 (2 Pack*)

H: 35" W: 20" D: 21"

Seat Ht: 18.75" Arm Ht: 25.75"

(Stackable: 2-6)



ARMLESS BALCONY STOOL

M CH250-CH **C** CH250-PD

H: 40.5" W: 18.5" D: 21"

Seat Ht: 24" Arm Ht: N/A



ARMLESS BAR STOOL

M CH240-CH **C** CH240-PD

H: 45.5" W: 18.5" D: 21"

Seat Ht: 29" Arm Ht: N/A



REMOVABLE SEAT PAD

C CH-PAD (with Ties)

C CH-PADNT (without Ties)

H: 1" W: 16" D: 17"

Seat Ht: N/A Arm Ht: N/A

PRODUCT FEATURE

The Manhattan dining chairs stack 2-6 high! All Manhattan chairs are available with a metal or padded seat. A removable seat pad option is also available.



Frames are designed with added weight to withstand wind and stay in place.

Available in: **M** Metal Seat **C** Padded Seat



*When ordering multi-pack, quantity of one equals two pieces, as denoted in model #x.



MANHATTAN COLLECTION PIECES

← **C** The Manhattan collection is available with a metal seat, an attached padded seat (as shown on the left), or a removable seat pad.

SHOWN IN PHOTO:

ARMLESS BAR STOOL | CH240-PD
Crimson (Outdura) | Carbon Finish

ARMLESS BAR STOOL | CH240-PD
Timbre Sterling (Discontinued) | Carbon Finish

ARMLESS DINING CHAIR | CH590-PD
Timbre Sterling (Discontinued) | Carbon Finish

36" STONEGATE DINING TABLE | C003GRSG | 1800B BASE
Pebble Top | Carbon Finish

36" STONEGATE BAR TABLE | C003GRSGNU | 0800B BASE
Pebble Top | Carbon Finish

MILA

CUSHION | ALUMINUM

Available in:  Cushion

With fluid arms evocative of a waterfall, our Mila collection is a perfect blend of mid-century modern and Art Deco. This collection offers a simple, face forward design that is equal parts form and function, inspired by our rich history of trend-driven styles in the outdoor furniture industry. Its solid aluminum frame and powder-coated finishes ensure that Mila performs well in outdoor environments from coast to coast, while the moisture-resistant, High Resilient cushions offer a luxurious sit.



◀ SCAN + WATCH

Learn more
about the
Mila cushion
collection here!





CHAT CHAIR

C 6439A

H: 33" W: 34" D: 29.5"
Seat Ht: 18" Arm Ht: 24.5"



OTTOMAN

C 1112A

H: 17" W: 35.5" D: 35.5"
Seat Ht: 17" Arm Ht: N/A

▶ TAKE NOTICE

If a pattern is selected for the arms (i.e. a stripe), the pattern will be rotated 90 degrees from how it appears on the cushion.



SHOWN IN PHOTO:

CHAT CHAIR | 6439A

Firth Indigo (Bella-Dura) | Shadow (COM) Arms | Carbon Finish

OTTOMAN | 1112A

Nye Dusk (Bella-Dura) | Carbon Finish



Cushions are secured to withstand wind and ensure long-lasting performance.

REVIVE

DREAMCORE™ CUSHION | ALUMINUM

Homecrest's Revive collection celebrates mid-century modern design and the artists who shaped a generation. Featuring our signature DreamCore cushion technology, Revive offers supreme comfort and a striking design aesthetic, plus all of the industry-leading quality specifications that are built into every piece of Homecrest furniture. Sit back, relax, and enjoy the sunshine knowing that this gorgeous furniture that celebrates a dynamic era will be loved by generations to come.



CHAT CHAIR
C 6139A
H: 35" W: 30.5" D: 34"
Seat Ht: 18" Arm Ht: 25"



SWIVEL ROCKER CHAT CHAIR
C 6191A
H: 35" W: 30.5" D: 33.25"
Seat Ht: 18" Arm Ht: 25"



LOVESEAT
C 6142A
H: 35" W: 54.5" D: 34"
Seat Ht: 18" Arm Ht: 25"



SOFA
C 6143A
H: 35" W: 78.5" D: 34"
Seat Ht: 18" Arm Ht: 25"



ARMLESS CENTER CHAT CHAIR*
C 6139N
H: 35" W: 25" D: 34"
Seat Ht: 18" Arm Ht: N/A



LEFT ARM CHAT CHAIR*
C 6139L
H: 35" W: 28" D: 34"
Seat Ht: 18" Arm Ht: 25"



RIGHT ARM CHAT CHAIR*
C 6139R
H: 35" W: 28" D: 34"
Seat Ht: 18" Arm Ht: 25"



ARMLESS LOVESEAT*
C 6142N
H: 35" W: 49" D: 34"
Seat Ht: 18" Arm Ht: N/A



LEFT ARM LOVESEAT*
C 6142L
H: 35" W: 52" D: 34"
Seat Ht: 18" Arm Ht: 25"



RIGHT ARM LOVESEAT*
C 6142R
H: 35" W: 52" D: 34"
Seat Ht: 18" Arm Ht: 25"



ARMLESS SOFA*
C 6143N
H: 35" W: 73" D: 34"
Seat Ht: 18" Arm Ht: N/A



LEFT ARM SOFA*
C 6143L
H: 35" W: 76" D: 34"
Seat Ht: 18" Arm Ht: 25"




RIGHT ARM SOFA*
C 6143R
H: 35" W: 76" D: 34"
Seat Ht: 18" Arm Ht: 25"



CORNER*
C 6110A
H: 35" W: 34" D: 34"
Seat Ht: 18" Arm Ht: N/A



 Cushions are secured to withstand wind and ensure long-lasting performance.



*Units are not standalone pieces. We recommend using end units with arms on all modular configurations due to exposed brackets on armless versions.

Note: Striped fabrics are not recommended.

Available in: **C** Cushion

SHOWN IN PHOTO:

SWIVEL ROCKER CHAT CHAIR | 6191A
Canvas Flax (Sunbrella) | Hickory Finish

42" SHADOW ROCK LOUNGE FIRE PIT | 42SQSHIT | 89SND-JLP BASE
Pebble Top | Hickory Finish | Platinum Fire Jewelry

REVIVE AIR RIGHT ARM LOVESEAT | 61AR42R
Bisque | Hickory Finish

REVIVE AIR LEFT ARM SOFA | 61AR43L
Bisque | Hickory Finish

35.5" x 23" MODE END TABLE/CORNER UNIT | 1310020
Hickory Finish

ALLURE OTTOMAN | 1112A
Expand Tamale (Discontinued) | Hickory Finish





AVAILABLE FABRIC OPTIONS *Air collections are available in Sensation sling fabrics only. Look for the air collection "A" icon.*



AGATE II

BARK

BISQUE

CAMEO II

CEDAR II

LAGOON

STRATUS

ZINC II

STELLA

SLING + PADDED SLING | ALUMINUM

Stella features elegantly sloped arms and our signature double layer sling, providing a clean visual style and exceptional comfort. Whether gathered around a lively dining table or paired with an ottoman for quiet relaxation, Stella's craftsmanship and versatility are sure to be appreciated. With the Stella collection, style and function go hand in hand.



LOW BACK DINING CHAIR

S 7A681 **PS** 7A691
 H: 37" W: 24.5" D: 30"
 Seat Ht: 19.5" Arm Ht: 26"



LOW BACK SWIVEL ROCKER

S 7A880 **PS** 7A890
 H: 37" W: 24.5" D: 30"
 Seat Ht: 19.5" Arm Ht: 26"



HIGH BACK DINING CHAIR

S 7A180 **PS** 7A190
 H: 45.5" W: 24.5" D: 30"
 Seat Ht: 19.5" Arm Ht: 26"



HIGH BACK SWIVEL ROCKER

S 7A980 **PS** 7A990
 H: 45.5" W: 24.5" D: 30"
 Seat Ht: 19.5" Arm Ht: 26"



SWIVEL ROCKER BALCONY STOOL

S 7A781 **PS** 7A791
 H: 36.5" W: 24.5" D: 30"
 Seat Ht: 21" Arm Ht: 30"



OTTOMAN

S 99120 **PS** 99130
 H: 16.5" W: 20.5" D: 20"
 Seat Ht: 16.5" Arm Ht: N/A



DINING CHAIR WIND KIT

(Patent pending)
 KIT91 - 10 lbs



SWIVEL ROCKER WIND KIT

(Patent pending)
 KIT90 - 10 lbs

Available in: **S** Sling **PS** Padded Sling



WIND RESISTANT UPGRADE

Need additional weight for windy conditions? Homecrest's patent-pending Wind Kits (KIT91 and KIT90) consist of zinc-plated steel parts, add an additional 10 lbs, and easily attach to the chair's frame. Available in all finishes.

SHOWN IN PHOTO:

HIGH BACK SWIVEL ROCKER | 7A990
 Shadows | Carbon Welt | Carbon Finish

48" CONCRETE DINING TABLE | 3748RFCT
 Drift Top | Carbon Finish

9' MARKET UMBRELLA | 854FMA
 Turquoise (Recacril) | Onyx Umbrella Pole

CAST IRON UMBRELLA BASE | 00091
 Carbon Finish





SUTTON

CUSHION | ALUMINUM

Plush, all-weather back and seat cushions, plus strong lines and durable aluminum frames, are just the beginning of the story that describes Homecrest's Sutton cushion collection. Creating an outdoor space is easy with Sutton's bold shapes. Gently sloping backs promote restful lounging while Homecrest's luxurious cushions hug your body with softness and support. From every angle, the innovative design of the Sutton collection strikes a modern pose.



CHAT CHAIR

C 4537A

H: 36" W: 30.5" D: 34"
Seat Ht: 18" Arm Ht: 24.5"



SWIVEL ROCKER CHAT CHAIR

C 4590A

H: 36" W: 30.5" D: 34"
Seat Ht: 18" Arm Ht: 24.5"



HIGH BACK CHAT CHAIR

C 4539A

H: 43" W: 30.5" D: 34"
Seat Ht: 18" Arm Ht: 24.5"



HIGH BACK SWIVEL ROCKER CHAT CHAIR

C 4592A

H: 43" W: 30.5" D: 34"
Seat Ht: 18" Arm Ht: 24.5"



LOVESEAT

C 4542A

H: 36" W: 55.5" D: 34"
Seat Ht: 18" Arm Ht: 24.5"



SOFA

C 4543A

H: 36" W: 80.5" D: 34"
Seat Ht: 18" Arm Ht: 24.5"

Available in: C Cushion





SHOWN IN PHOTO:

CHAT CHAIR | 4537A
Cast Silver (Sunbrella) | Storm Finish

LOVESEAT | 4542A
Cast Silver (Sunbrella) | Storm Finish

32" x 52" MODE LOUNGE FIRE PIT | 133252TT | 89XNC-JLP BASE
Storm Finish | Aqua Fire Jewelry



Cushions are secured to withstand wind and ensure long-lasting performance.

SUTTON

SLING + PADDED SLING | ALUMINUM

The Sutton sling collection offers the refined comfort of Homecrest's signature double layer sling, perfect for al fresco dining or lounging. Sutton's geometric frame design contrasts with the gently curving sling seat to give outdoor spaces a refined, but energizing, aesthetic. The durable all-aluminum frame can be augmented with an add-on Wind Kit to add weight for windy environments.



LOW BACK DINING CHAIR

S 45680 **PS** 45690
 H: 37" W: 24.75" D: 30"
 Seat Ht: 19.5" Arm Ht: 25.625"



LOW BACK SWIVEL ROCKER

S 45880 **PS** 45890
 H: 37" W: 24.75" D: 30"
 Seat Ht: 19.5" Arm Ht: 25.625"



HIGH BACK DINING CHAIR

S 45180 **PS** 45190
 H: 45.5" W: 24.75" D: 30"
 Seat Ht: 19.5" Arm Ht: 25.625"



HIGH BACK SWIVEL ROCKER

S 45980 **PS** 45990
 H: 45.5" W: 24.75" D: 30"
 Seat Ht: 19.5" Arm Ht: 25.625"



SWIVEL ROCKER BALCONY STOOL

S 45781 **PS** 45791
 H: 36.5" W: 24.75" D: 30"
 Seat Ht: 21" Arm Ht: 30"



OTTOMAN

S 99120 **PS** 99130
 H: 16.5" W: 20.5" D: 20"
 Seat Ht: 16.5" Arm Ht: N/A



DINING CHAIR WIND KIT

(Patent pending)
 KIT91 - 10 lbs



SWIVEL ROCKER WIND KIT

(Patent pending)
 KIT90 - 10 lbs

Available in: **S** Sling **PS** Padded Sling



WIND RESISTANT UPGRADE

Need additional weight for windy conditions? Homecrest's patent-pending Wind Kits (KIT91 and KIT90) consist of zinc-plated steel parts, add an additional 10 lbs, and easily attach to the chair's frame. Available in all finishes.





SHOWN IN PHOTO:

HIGH BACK SWIVEL ROCKER | 45980
Agate II | Carbon Welt | Carbon Finish

42" x 84" CONCRETE DINING TABLE | 254284FCT
Char Top | Carbon Finish

URBAN

CUSHION | ALUMINUM

Featuring a modular design and clean, soft lines, Homecrest's Urban collection has a contemporary appeal that is equally suited for backyards, apartment amenity decks, and everything in between. This collection is crafted with powder-coated aluminum and High Resilient, furniture-grade foam cushions. The built-in side tables are available in an HDPE woodgrain pattern or an all-aluminum panel.



ARMLESS CHAT CHAIR

C 83390

H: 28" W: 28" D: 32"
Seat Ht: 16" Arm Ht: N/A



LEFT TABLE CHAT CHAIR

C 8339L

H: 28" W: 40" D: 32"
Seat Ht: 16" Arm Ht: N/A
Table Ht: 8.375"



RIGHT TABLE CHAT CHAIR

C 8339R

H: 28" W: 40" D: 32"
Seat Ht: 16" Arm Ht: N/A
Table Ht: 8.375"



ARMLESS LOVESEAT

C 83420

H: 28" W: 56" D: 32"
Seat Ht: 16" Arm Ht: N/A



LEFT TABLE LOVESEAT

C 8342L

H: 28" W: 68" D: 32"
Seat Ht: 16" Arm Ht: N/A
Table Ht: 8.375"



RIGHT TABLE LOVESEAT

C 8342R

H: 28" W: 68" D: 32"
Seat Ht: 16" Arm Ht: N/A
Table Ht: 8.375"



ARMLESS SOFA

C 83430

H: 28" W: 84" D: 32"
Seat Ht: 16" Arm Ht: N/A



CORNER

C 83110

H: 28" W: 32" D: 32"
Seat Ht: 16" Arm Ht: N/A



OTTOMAN

C 83120

H: 16" W: 35" D: 28"
Seat Ht: 16" Arm Ht: N/A



END TABLE

8328S

H: 8.375" W: 28" D: 28"



OTTOMAN TRAY

91008


H: 4" W: 12" D: 28"

HDPE TOP COLOR



COASTAL GRAY
(23)



 Cushions are secured to withstand wind and ensure long-lasting performance.

Available in:  Cushion



SHOWN IN PHOTO:

RIGHT TABLE LOVESEAT | 8342R
Nye Fog (Bella-Dura) | Carbon Finish

CORNER | 83110
Nye Fog (Bella-Dura) | Carbon Finish

LEFT TABLE LOVESEAT | 8342L
Nye Fog (Bella-Dura) | Carbon Finish

OTTOMAN | 83120
Dream Mist (Sunbrella) | Carbon Finish

OTTOMAN TRAY | 91008
Carbon Finish

ARMLESS CHAT CHAIRS | 83390
Nye Fog (Bella-Dura) | Carbon Finish

32" x 52" MODE LOUNGE FIRE PIT | 133252TT | 89XNC-JLP BASE
Carbon Top | Carbon Finish | Platinum Fire Jewelry

NEW

WILLOW

CUSHION | HDPE

Designed to endure the demands of outdoor living, our Willow collection boasts sleek lines, durable HDPE construction, and exceptionally comfortable all-weather cushions. The wood-look HDPE frame adds warmth and natural beauty, enhancing aesthetic appeal while ensuring resistance to the elements. Our High Resilient, furniture-grade foam cushions provide unparalleled comfort, creating the ultimate retreat. Versatile and customizable, Willow offers a range of modular pieces that allow for unlimited configurations, making it the perfect choice for any outdoor space.



ARMLESS CENTER CHAT CHAIR

C 1H35A
H: 31" W: 30" D: 31.5"
Seat Ht: 18" Arm Ht: N/A



CHAT CHAIR

C 1H37A
H: 31" W: 33.5" D: 31.5"
Seat Ht: 18" Arm Ht: 28.5"

PRODUCT FEATURE

Simply switch the back cushion to create a right arm or left arm chat chair for endless configurations.



LEFT OR RIGHT ARM CHAT CHAIR

C 1H37LR
H: 31" W: 31.5" D: 31.5"
Seat Ht: 18" Arm Ht: 28.5"



CORNER

C 1H10A
H: 31" W: 31.5" D: 31.5"
Seat Ht: 18" Arm Ht: 28.5"




OTTOMAN


C 1H12A
H: 18" W: 30" D: 30"
Seat Ht: 18" Arm Ht: N/A

Available in: C Cushion

AVAILABLE FRAME COLORS



BRAZILIAN WALNUT (24)



COASTAL GRAY (23)



SHOWN IN PHOTO:

CHAT CHAIR | 1H37A

Echo Ash (Sunbrella) | Brazilian Walnut Finish

LEFT ARM OR RIGHT ARM CHAT CHAIR | 1H37LR

Echo Ash (Sunbrella) | Brazilian Walnut Finish

32" x 52" SLATE LOUNGE FIRE PIT | 893252XSLTT | 89XNC-JLP BASE

Dune Top | Hickory Finish | Gunmetal Fire Jewelry



Cushions are secured to withstand wind and ensure long-lasting performance.



SHOWN IN PHOTO:

AVA CHAT CHAIR | 2H37A

Sailcloth Salt (Sunbrella) | Coastal Gray

42" SHADOW ROCK LOUNGE FIRE PIT | 42SQSHTT | 89SNC-JLP BASE

Pebble Top | Hickory Finish | Bronze Fire Jewelry





OUTDOOR TABLES + FIRE PITS

EXPERIENCE
HEAT
AND
VERSATILITY

Experience the outdoors all year long with Homecrest outdoor tables and fire tables. Outdoor dining and conversation spaces have consistently been a rising trend in outdoor living design. Our gorgeous tables and fire tables provide a stylish focal point that visually transforms any outdoor space, creating a warm, inviting, and functional atmosphere.

Made in the USA

LOVE OUR DURABLE

CONCRETE TOPS





SHOWN IN PHOTO:

ELEVATE ARMLESS DINING CHAIRS | 56350
Kozo | Onyx Finish

42" CONCRETE DINING TABLE | C4242SCTNU | 3330B BASE
Drift Top | Onyx Finish

ELEVATE ARMLESS BAR STOOLS | 56450
Kozo | Onyx Finish

42" CONCRETE BAR TABLE | C4242SCT | 3340B BASE
Drift Top | Onyx Finish

6.5' PULLEY LIFT MARKET UMBRELLA | 454FM-SQ
Logo Red (Recacri) | Onyx Umbrella Pole

24" UMBRELLA BASE PLATE | 33UMB
Onyx Finish

BAR HEIGHT POLE | 47FM-BP
Onyx Finish

CONCRETE TABLES

NATURAL SERIES



Offering a simple yet sophisticated style to your outdoor space design has never been easier than with Homecrest's Concrete table tops. A member of our Natural Series collection, our Concrete tables are crafted using the latest in composite technology, giving you a contemporary, industrial-chic piece that is as durable as it is beautiful. This collection is sure to please those with an eye for innovative aesthetics.

COMPLETE TABLES | OCCASIONAL, DINING, BALCONY, + BAR

Note: The complete table units below only require one model number when ordering. Height listed is the complete table height and can vary up to 1/4". Table tops feature a 2" straight edge profile.



	End Aluminum Base H: 19.5"	End Aluminum Base H: 19.5"	Adjustable Aluminum Base H: 18.25"-30.75"	Chat Aluminum Base H: 21.25"	Dining Aluminum Base H: 29.25"	Dining Aluminum Base H: 29.25"	Dining Aluminum Base H: 30.25"	Dining Aluminum Base H: 29.25"
● 24" ROUND (no Hole)	Top + Base: 3723RCT							
■ 24" SQUARE (no Hole)		Top + Base: 3722SCT						
● 30" ROUND (no Hole)			Top + Base: 1330RCT					
● 42" ROUND (with Hole)					Top + Base: 3742RFCT			
● 42" ROUND (no Hole)				Top + Base: 3742RCCTNU	Top + Base: 3742RFCTNU			
■ 42" SQUARE (with Hole)					Top + Base: 3742SFCT	Top + Base: 2542SFCT		
■ 42" SQUARE (no Hole)					Top + Base: 3742SFCTNU	Top + Base: 2542SFCTNU		
■ 42" x 62" RECTANGLE (with Hole)								Top + Base: 374262FCT
■ 42" x 84" RECTANGLE (with Hole)								Top + Base: 374284FCT
● 48" ROUND (with Hole)					Top + Base: 3748RFCT			
● 48" ROUND (no Hole)					Top + Base: 3748RFCTNU			
● 54" ROUND (with Hole)					Top + Base: 3754RFCT			
● 54" ROUND (no Hole)				Top + Base: 3754RCCTNU	Top + Base: 3754RFCTNU			



AVAILABLE TOP COLORS



Each top is individually handcrafted and will vary in color. Colors are representations, refer to an actual sample. Homecrest tables and table tops with an umbrella hole come with a coordinating resin plug.



●	24" ROUND (no Hole)							
■	24" SQUARE (no Hole)							
●	30" ROUND (no Hole)							
●	42" ROUND (with Hole)		Top + Base: 3742RBCT					
●	42" ROUND (no Hole)		Top + Base: 3742RBCTNU					
■	42" SQUARE (with Hole)			Top + Base: 3742SBCT	Top + Base: 2542SBCT			Top + Base: 2542SBRCT
■	42" SQUARE (no Hole)			Top + Base: 3742SBCTNU	Top + Base: 2542SBCTNU			Top + Base: 2542SBRCTNU
■	42" x 62" RECTANGLE (with Hole)	Top + Base: 254262FCT				Top + Base: 374262BCT	Top + Base: 254262BCT	Top + Base: 254262BRCT
■	42" x 84" RECTANGLE (with Hole)	Top + Base: 254284FCT				Top + Base: 374284BCT	Top + Base: 254284BCT	Top + Base: 254284BRCT
●	48" ROUND (with Hole)		Top + Base: 3748RBCT					
●	48" ROUND (no Hole)		Top + Base: 3748RBCTNU					
●	54" ROUND (with Hole)		Top + Base: 3754RBCT					
●	54" ROUND (no Hole)		Top + Base: 3754RBCTNU					

Turn the page to view more table options! →

CONCRETE TABLES

NATURAL SERIES

AVAILABLE TOP COLORS



TOP + TABLE BASE COMBINATIONS | OCCASIONAL, DINING, BALCONY, + BAR

Note: Use BOTH top and base model numbers when ordering. Height listed is the complete table height and can vary up to 1/4". Table tops feature a 2" straight edge profile.



End
Aluminum Base
H: 21"



Coffee
Aluminum Base
H: 16"



Dining
Aluminum Base*
H: 29.25"



Dining
Steel/Aluminum Base
H: 29.75"

■	24" SQUARE (no Hole)	Top: C2424SCT Base: 5723B			Top: C2424SCT Base: 1800B
■	26" x 44" RECTANGLE (no Hole)		Top: C2644XCT Base: 5744B		
●	30" ROUND (with Hole)			Top: C0030RCTWH Base: 2330B	
●	30" ROUND (no Hole)			Top: C0030RCT Base: 2330B	Top: C0030RCT Base: 1800B
■	30" SQUARE (with Hole)			Top: C3030SCTWH Base: 2330B	
■	30" SQUARE (no Hole)	Top: C3030SCT Base: 5723B		Top: C3030SCT Base: 2330B	Top: C3030SCT Base: 1800B
●	36" ROUND (with Hole)			Top: C0036RCT Base: 2330B	
●	36" ROUND (no Hole)			Top: C0036RCTNU Base: 2330B	Top: C0036RCTNU Base: 1800B
■	36" SQUARE (with Hole)			Top: C3636SCT Base: 2330B	
■	36" SQUARE (no Hole)			Top: C3636SCTNU Base: 2330B	Top: C3636SCTNU Base: 1800B
●	42" ROUND (with Hole)			Top: C0042RCT Base: 3330B	
●	42" ROUND (no Hole)			Top: C0042RCTNU Base: 3330B	
■	42" SQUARE (with Hole)			Top: C4242SCT Base: 3330B	
■	42" SQUARE (no Hole)			Top: C4242SCTNU Base: 3330B	
●	48" ROUND (with Hole)			Top: C0048RCT Base: 3330B	
●	48" ROUND (no Hole)			Top: C0048RCTNU Base: 3330B	
+	UMBRELLA BASE PLATE (Zinc-plated, Solid-steel)	N/A	N/A	23UMB or 33UMB (Required with Umbrella)	N/A

Note: An umbrella base plate is required when using 23XXX and 33XXX table bases with an umbrella. This zinc-plated, solid-steel umbrella base is available in all frame finishes and attaches to the table base. It can also be used to add weight to any 23XXX and 33XXX table base. Use the 18" umbrella base plate (23UMB) with bases 2330B, 2334B, and 2340B. Use the 24" umbrella base plate (33UMB) with bases 3330B, 3334B, and 3340B.



2" STRAIGHT EDGE PROFILE
SHOWN IN CHAR

*Base features adjustable floor glides for leveling.



■	24" SQUARE (no Hole)		Top: C2424SCT Base: 0834B		Top: C2424SCT Base: 0800B
■	26" x 44" RECTANGLE (no Hole)				
●	30" ROUND (with Hole)	Top: C0030RCTWH Base: 2334B		Top: C0030RCTWH Base: 2340B	
●	30" ROUND (no Hole)	Top: C0030RCT Base: 2334B	Top: C0030RCT Base: 0834B	Top: C0030RCT Base: 2340B	Top: C0030RCT Base: 0800B
■	30" SQUARE (with Hole)	Top: C3030SCTWH Base: 2334B		Top: C3030SCTWH Base: 2340B	
■	30" SQUARE (no Hole)	Top: C3030SCT Base: 2334B	Top: C3030SCT Base: 0834B	Top: C3030SCT Base: 2340B	Top: C3030SCT Base: 0800B
●	36" ROUND (with Hole)	Top: C0036RCT Base: 2334B		Top: C0036RCT Base: 2340B	
●	36" ROUND (no Hole)	Top: C0036RCTNU Base: 2334B	Top: C0036RCTNU Base: 0834B	Top: C0036RCTNU Base: 2340B	Top: C0036RCTNU Base: 0800B
■	36" SQUARE (with Hole)	Top: C3636SCT Base: 2334B		Top: C3636SCT Base: 2340B	
■	36" SQUARE (no Hole)	Top: C3636SCTNU Base: 2334B	Top: C3636SCTNU Base: 0834B	Top: C3636SCTNU Base: 2340B	Top: C3636SCTNU Base: 0800B
●	42" ROUND (with Hole)	Top: C0042RCT Base: 3334B		Top: C0042RCT Base: 3340B	
●	42" ROUND (no Hole)	Top: C0042RCTNU Base: 3334B		Top: C0042RCTNU Base: 3340B	
■	42" SQUARE (with Hole)	Top: C4242SCT Base: 3334B		Top: C4242SCT Base: 3340B	
■	42" SQUARE (no Hole)	Top: C4242SCTNU Base: 3334B		Top: C4242SCTNU Base: 3340B	
●	48" ROUND (with Hole)	Top: C0048RCT Base: 3334B		Top: C0048RCT Base: 3340B	
●	48" ROUND (no Hole)	Top: C0048RCTNU Base: 3334B		Top: C0048RCTNU Base: 3340B	
+	UMBRELLA BASE PLATE (Zinc-plated, Solid-steel)	23UMBP or 33UMBP (Required with Umbrella)	N/A	23UMBP or 33UMBP (Required with Umbrella)	N/A

Turn the page to view fire table options! →

CONCRETE FIRE TABLES

NATURAL SERIES

This is the perfect top for achieving a modern, industrial look. Our Concrete tops are a part of our Natural Series collection, which brings a sophisticated organic design element to outdoor spaces utilizing the latest in composite technology. Homecrest fire tables offer a powerful burner (up to 65,000 BTUs) and come standard with your choice of fire jewelry, as well as a secure key and black 3/4" aluminum fire burner riser.



SHOWN IN PHOTO:

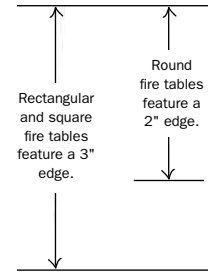
REVIVE AIR SWIVEL CHAT CHAIR | 61AR902
Cameo II | Umber Finish

42" CONCRETE LOUNGE FIRE PIT | 42RCTFPTT | 89RNC-JLP BASE
Drift Top | Umber Finish | Copper Fire Jewelry

REVIVE AIR LOVESEAT | 61AR420
Cameo II | Umber Finish

44" MODE COFFEE TABLE | 134444L
Umber Finish

AVAILABLE TOP COLORS



Note: Each top is individually handcrafted and will vary in color. Colors are representations, refer to an actual sample.

FIRE TABLES

Note: Each fire table comes standard with a 12" x 24" rectangular or 20" round 65,000 BTU stainless steel black powder-coated burner, external key valve, match-light ignition, 20 lbs of fire jewelry (select one or two colors), and a black 3/4" fire burner riser. The burner is available as either Liquid Propane (XXX-JLP) or Natural Gas (XXX-JNG)—if one is not selected, the burner will default to the Liquid Propane option. The square and rectangular fire tables feature a 3" straight edge profile and the round fire tables feature a 2" straight edge profile.



42" LOUNGE
Top: 42SQCTTT
Base: 89SNC (-JLP or -JNG)
H: 21.5"
Use fire table cover 005106



32" x 52" LOUNGE
Top: 893252XCTTT
Base: 89XNC (-JLP or -JNG)
H: 21.5"
Use fire table cover 006139



36" x 60" LOUNGE
Top: 893660XCTTT
Base: 89XNC (-JLP or -JNG)
H: 21.5"
Use fire table cover 006138



42" LOUNGE
Top: 42RCTFPTT
Base: 89RNC (-JLP or -JNG)
H: 21.5"
Use fire table cover 005369



54" LOUNGE
Top: 54RCTFPTT
Base: 89RNC (-JLP or -JNG)
H: 21.5"
Use fire table cover 005108



42" BALCONY
Top: 42RCTFPTT
Base: 89RBC (-JLP or -JNG)
H: 34.5"
Use fire table cover 005369



54" BALCONY
Top: 54RCTFPTT
Base: 89RBC (-JLP or -JNG)
H: 34.5"
Use fire table cover 005108

FIRE JEWELRY + ACCESSORIES

Note: When ordering fire jewelry individually (without a fire table), use the six-digit model number. When ordering with a fire table, use the two-digit color code number that is next to the color name.



CRYSTAL ICE (13) 006117
PLATINUM (20) 006124 - Reflective
COPPER (16) 006120 - Reflective
BRONZE (14) 006118 - Reflective
MIDNIGHT BLACK (19) 006123 - Reflective
GUNMETAL (15) 006119 - Reflective
SAPPHIRE (17) 006121 - Reflective
AQUA (18) 006122 - Reflective
CLEAR BEADS (01) 005003



22" BURNER COVER
91004
Smooth aluminum
Use with round burners



14" x 26.25" BURNER COVER
91006
Smooth aluminum
Use with rectangular burners



22.5" GLASS GUARD
005561
H: 6.75"
Use in windy conditions
Use with round burners



15.5" x 28.5" GLASS GUARD
006086
H: 5.8"
Use in windy conditions
Use with rectangular burners

PRODUCT FEATURE

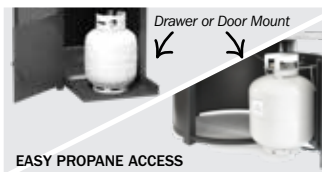
Every Homecrest fire table features easy propane access, a removable key valve for flame control, and a standard burner riser to keep the table surface cool. We also offer glass guards, which are recommended for use in windy conditions to contain the flame.



REMOVABLE KEY VALVE



GLASS GUARD



EASY PROPANE ACCESS



BURNER RISER

EDEN TABLES

HDPE | ALUMINUM



Eden's warmly functional design is sparked by Swedish simplicity, clean lines, and flawless craftsmanship. Constructed with HDPE materials, Eden is a slatted, teak-inspired top with an aluminum base that is available in all of Homecrest's textured powder-coated finishes. Available in dining, balcony, and bar heights, the modern appearance of the Eden collection bears the essence of cool sophistication and the welcoming warmth of comfort you expect from your Homecrest outdoor furniture.

COMPLETE TABLES | OCCASIONAL, DINING, BALCONY, + BAR

Note: These complete table units only require one model number when ordering. Height listed is the complete table height and can vary up to 1/4". Table tops feature a 3.5" edge profile.



Dining Bench
Aluminum Base
H: 19"



Balcony Bench
Aluminum Base
H: 23"



Bar Bench/Sofa Table
Aluminum Base
H: 29"



End
Aluminum Base
H: 22"

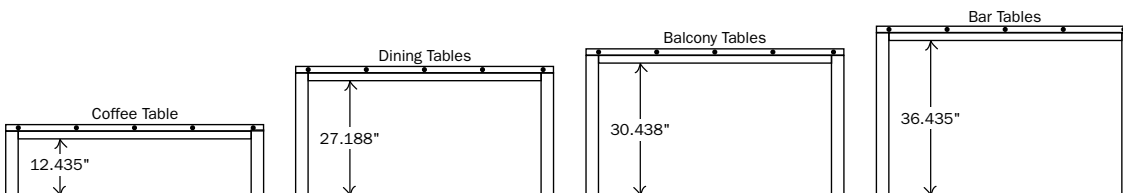



Coffee
Aluminum Base
H: 16"




Dining
Aluminum Base
H: 30"

■	23.5" SQUARE (no Hole)				Top + Base: 2624S	
■	15.5" x 48" RECTANGLE (no Hole)	Top + Base: 261948	Top + Base: 262348	Top + Base: 262948		
■	30.5" x 60" RECTANGLE (no Hole)				Top + Base: 261660	
■	35.5" x 60" RECTANGLE (no Hole)					Top + Base: 263060
■	35.5" x 110" RECTANGLE (no Hole)					





AVAILABLE TOP COLORS



PRODUCT FEATURE

Eden's planks feature color consistency throughout the cross section and are manufactured from high-quality recycled HDPE (High Density Polyethylene) to create long-lasting plastic lumber. HDPE is a low-maintenance, environmentally friendly product that features a textured surface that doesn't rot or splinter, doesn't require paint or stain, and is resistant to termites, fungus, salt, and oils.



■	23.5" SQUARE (no Hole)				
■	15.5" x 48" RECTANGLE (no Hole)				
■	30" x 60" RECTANGLE (no Hole)				
■	35.5" x 60" RECTANGLE (no Hole)		Top + Base: 263460	Top + Base: 264060	
■	35.5" x 110" RECTANGLE (no Hole)	Top + Base: 2630110	Top + Base: 2634110	Top + Base: 2640110	

LOVE OUR ALL-ALUMINUM
LATITUDE TOPS



SHOWN IN PHOTO:

ELEMENTS HIGH BACK DINING CHAIR | 51180
Sandbar | Sandbar Welt | Umber Finish


ELEMENTS HIGH BACK SWIVEL ROCKER | 51980
Sandbar | Sandbar Welt | Umber Finish

42" x 93" LATITUDE DINING TABLE | 374293XF1
Umber Finish



LATITUDE TABLES + FIRE TABLES

ALUMINUM



Enjoy the beauty of the outdoors with Homecrest's stunning Latitude collection. The attractive and functional Latitude tables feature an all-aluminum construction and are well-suited for both dining and deep seating applications. Whether for residential or commercial, Latitude combines style and function to create a fresh look in any outdoor space.

COMPLETE TABLES | OCCASIONAL, DINING, BALCONY, + BAR

Note: These complete table units only require one model number when ordering. Height listed is the complete table height and can vary up to 1/4". Table tops feature a 1.5" edge profile. Table tops with an umbrella hole come with a coordinating smooth metal plug.



Bench
Aluminum Base
H: 19"



End
Aluminum Base
H: 19"



End
Aluminum Base
H: 21"



Adjustable
Aluminum Base
H: 18.25"-30.75"



Coffee
Aluminum Base
H: 18"



Chat
Aluminum Base
H: 21.25"




Dining
Aluminum Base
H: 29.25"

■	16" x 48" RECTANGLE (no Hole)	Top + Base: 501948					
●	24" ROUND (no Hole)		Top + Base: 6224R				
■	24" SQUARE (no Hole)			Top + Base: 6224S			
■	26" x 43.5" RECTANGLE (no Hole)				Top + Base: 622644		
●	30" ROUND (no Hole)			Top + Base: 1330RLT			
●	42" ROUND (with Hole)						Top + Base: 3742RFLT
●	42" ROUND (no Hole)					Top + Base: 3742RCLTNU	
■	42" SQUARE (with Hole)						
■	42" SQUARE (no Hole)						
■	42" x 67" RECTANGLE (with Hole)						
■	42" x 93" RECTANGLE (with Hole)						
●	48" ROUND (with Hole)						Top + Base: 3748RFLT
●	54" ROUND (with Hole)						Top + Base: 3754RFLT



AVAILABLE TOP COLORS + FRAME FINISHES



■	16" x 48" RECTANGLE (no Hole)									
●	24" ROUND (no Hole)									
■	24" SQUARE (no Hole)									
■	26" x 43.5" RECTANGLE (no Hole)									
●	30" ROUND (no Hole)									
●	42" ROUND (with Hole)				Top + Base: 3742RBLT					
●	42" ROUND (no Hole)									
■	42" SQUARE (with Hole)		Top + Base: 6242SFLT			Top + Base: 6242SBLT			Top + Base: 6242SBRLT	
■	42" SQUARE (no Hole)		Top + Base: 6242SFLTNU			Top + Base: 6242SBLTNU			Top + Base: 6242SBRLTNU	
■	42" x 67" RECTANGLE (with Hole)	Top + Base: 374267XFLT		Top + Base: 624267FLT			Top + Base: 374267XBLT	Top + Base: 624267BLT		Top + Base: 624267BRLT
■	42" x 93" RECTANGLE (with Hole)	Top + Base: 374293XFLT		Top + Base: 624293FLT			Top + Base: 374293XBLT	Top + Base: 624293BLT		Top + Base: 624293BRLT
●	48" ROUND (with Hole)				Top + Base: 3748RBLT					
●	54" ROUND (with Hole)		Top + Base: 6254RFLT		Top + Base: 3754RBLT	Top + Base: 6254RBLT			Top + Base: 6254RBRLT	

Turn the page to view more table options! →

LATITUDE TABLES + FIRE TABLES

ALUMINUM

TOP + TABLE BASE COMBINATIONS | DINING, BALCONY, + BAR

*Base features adjustable floor glides for leveling.

Note: Use BOTH top and base model numbers when ordering. Height listed is the complete table height and can vary up to 1/4". Table tops feature a 1.5" edge profile. Table tops with an umbrella hole come with a coordinating smooth metal plug.




■	24" SQUARE (no Hole)		Top: 5024SNU Base: 1800B	
●	30" ROUND (with Hole)	Top: 5030R Base: 2330B		Top: 5030R Base: 2334B
●	30" ROUND (no Hole)	Top: 5030RNU Base: 2330B	Top: 5030RNU Base: 1800B	Top: 5030RNU Base: 2334B
■	30" SQUARE (with Hole)	Top: 5030S Base: 2330B		Top: 5030S Base: 2334B
■	30" SQUARE (no Hole)	Top: 5030SNU Base: 2330B	Top: 5030SNU Base: 1800B	Top: 5030SNU Base: 2334B
●	36" ROUND (with Hole)	Top: 5036R Base: 2330B		Top: 5036R Base: 2334B
●	36" ROUND (no Hole)	Top: 5036RNU Base: 2330B	Top: 5036RNU Base: 1800B	Top: 5036RNU Base: 2334B
■	36" SQUARE (with Hole)	Top: 5036S Base: 2330B		Top: 5036S Base: 2334B
■	36" SQUARE (no Hole)	Top: 5036SNU Base: 2330B	Top: 5036SNU Base: 1800B	Top: 5036SNU Base: 2334B
●	42" ROUND (with Hole)	Top: 5042R Base: 3330B		Top: 5042R Base: 3334B
●	42" ROUND (no Hole)	Top: 5042RNU Base: 3330B		Top: 5042RNU Base: 3334B
■	42" SQUARE (with Hole)	Top: 5042S Base: 3330B		Top: 5042S Base: 3334B
■	42" SQUARE (no Hole)	Top: 5042SNU Base: 3330B		Top: 5042SNU Base: 3334B
●	48" ROUND (with Hole)	Top: 5048R Base: 3330B		Top: 5048R Base: 3334B
●	48" ROUND (no Hole)	Top: 5048RNU Base: 3330B		Top: 5048RNU Base: 3334B
+	UMBRELLA BASE PLATE (Zinc-plated, Solid-steel)	23UMBP or 33UMBP (Required with Umbrella)	N/A	23UMBP or 33UMBP (Required with Umbrella)

Note: An umbrella base plate is required when using 23XXX and 33XXX table bases with an umbrella. This zinc-plated, solid-steel umbrella base is available in all frame finishes and attaches to the table base. It can also be used to add weight to any 23XXX and 33XXX table base. Use the 18" umbrella base plate (23UMBP) with bases 2330B, 2334B, and 2340B. Use the 24" umbrella base plate (33UMBP) with bases 3330B, 3334B, and 3340B.



AVAILABLE TOP COLORS + FRAME FINISHES



■	24" SQUARE (no Hole)	Top: 5024SNU Base: 0834B		Top: 5024SNU Base: 0800B
●	30" ROUND (with Hole)		Top: 5030R Base: 2340B	
●	30" ROUND (no Hole)	Top: 5030RNU Base: 0834B	Top: 5030RNU Base: 2340B	Top: 5030RNU Base: 0800B
■	30" SQUARE (with Hole)		Top: 5030S Base: 2340B	
■	30" SQUARE (no Hole)	Top: 5030SNU Base: 0834B	Top: 5030SNU Base: 2340B	Top: 5030SNU Base: 0800B
●	36" ROUND (with Hole)		Top: 5036R Base: 2340B	
●	36" ROUND (no Hole)	Top: 5036RNU Base: 0834B	Top: 5036RNU Base: 2340B	Top: 5036RNU Base: 0800B
■	36" SQUARE (with Hole)		Top: 5036S Base: 2340B	
■	36" SQUARE (no Hole)	Top: 5036SNU Base: 0834B	Top: 5036SNU Base: 2340B	Top: 5036SNU Base: 0800B
●	42" ROUND (with Hole)		Top: 5042R Base: 3340B	
●	42" ROUND (no Hole)		Top: 5042RNU Base: 3340B	
■	42" SQUARE (with Hole)		Top: 5042S Base: 3340B	
■	42" SQUARE (no Hole)		Top: 5042SNU Base: 3340B	
●	48" ROUND (with Hole)		Top: 5048R Base: 3340B	
●	48" ROUND (no Hole)		Top: 5048RNU Base: 3340B	
+	UMBRELLA BASE PLATE (Zinc-plated, Solid-steel)	N/A	23UMB or 33UMB (Required with Umbrella)	N/A

FIRE TABLES + ACCESSORIES Fire tables feature a 1.5" edge profile.

Note: Each fire table comes standard with a 12" x 24" rectangular 65,000 BTU stainless steel black powder-coated burner, external key valve, match-light ignition, 20 lbs of fire jewelry (select one or two colors), and a black 3/4" fire burner riser. The burner is available as either Liquid Propane (XXX-JLP) or Natural Gas (XXX-JNG)—if one is not selected, the burner will default to the Liquid Propane option.



32" x 50" LOUNGE
Top: 893250XLTTT
Base: 89XNC (-JLP or -JNG)
H: 21.5"
Use fire table cover 006139



36" x 63" LOUNGE
Top: 893663XLTTT
Base: 89XNC (-JLP or -JNG)
H: 21.5"
Fire table cover not available



14" x 26.25" BURNER COVER
91006
Smooth aluminum
Use with rectangular burners



15.5" x 28.5" GLASS GUARD
006086
H: 5.8"
Use in windy conditions
Use with rectangular burners

FIRE JEWELRY

Note: When ordering fire jewelry individually (without a fire table), use the six-digit model number. When ordering with a fire table, use the two-digit color code number that is next to the color name.



CRYSTAL ICE (13)
006117



PLATINUM (20)
006124 - Reflective



COPPER (16)
006120 - Reflective



BRONZE (14)
006118 - Reflective



MIDNIGHT BLACK (19)
006123 - Reflective



GUNMETAL (15)
006119 - Reflective



SAPPHIRE (17)
006121 - Reflective



AQUA (18)
006122 - Reflective



CLEAR BEADS (01)
005003

MESH TABLES

ALUMINUM



The mesh outdoor table by Homecrest brings low-maintenance style to your outdoor space. An aluminum mesh top allows water to drain so your table is always ready to enjoy. The aluminum, pedestal-inspired base design allows for maximum leg room. Our mesh tables feature a durable powder-coated finish.

TOP + TABLE BASE COMBINATIONS | DINING, BALCONY, + BAR


*Base features adjustable floor glides for leveling.

Note: Use BOTH top and base model numbers when ordering. Height listed is the complete table height and can vary up to 1/4". Table tops feature a 1.5" edge profile. Table tops with an umbrella hole come with a coordinating smooth metal plug.




●	30" ROUND (with Hole)	Top: 1930R Base: 2330B		Top: 1930R Base: 2334B
●	30" ROUND (no Hole)	Top: 1930RNU Base: 2330B	Top: 1930RNU Base: 1800B	Top: 1930RNU Base: 2334B
●	36" ROUND (with Hole)	Top: 1936R Base: 2330B		Top: 1936R Base: 2334B
●	36" ROUND (no Hole)	Top: 1936RNU Base: 2330B	Top: 1936RNU Base: 1800B	Top: 1936RNU Base: 2334B
●	42" ROUND (with Hole)	Top: 1942R Base: 3330B		Top: 1942R Base: 3334B
●	42" ROUND (no Hole)	Top: 1942RNU Base: 3330B		Top: 1942RNU Base: 3334B
●	48" ROUND (with Hole)	Top: 1948R Base: 3330B		Top: 1948R Base: 3334B
●	48" ROUND (no Hole)	Top: 1948RNU Base: 3330B		Top: 1948RNU Base: 3334B
+	UMBRELLA BASE PLATE (Zinc-plated, Solid-steel)	23UMBP or 33UMBP (Required with Umbrella)	N/A	23UMBP or 33UMBP (Required with Umbrella)

Note: An umbrella base plate is required when using 23XXX and 33XXX table bases with an umbrella. This zinc-plated, solid-steel umbrella base is available in all frame finishes and attaches to the table base. It can also be used to add weight to any 23XXX and 33XXX table base. Use the 18" umbrella base plate (23UMBP) with bases 2330B, 2334B, and 2340B. Use the 24" umbrella base plate (33UMBP) with bases 3330B, 3334B, and 3340B.



AVAILABLE TOP COLORS + FRAME FINISHES



●	30" ROUND (with Hole)		Top: 1930R Base: 2340B	
●	30" ROUND (no Hole)	Top: 1930RNU Base: 0834B	Top: 1930RNU Base: 2340B	Top: 1930RNU Base: 0800B
●	36" ROUND (with Hole)		Top: 1936R Base: 2340B	
●	36" ROUND (no Hole)	Top: 1936RNU Base: 0834B	Top: 1936RNU Base: 2340B	Top: 1936RNU Base: 0800B
●	42" ROUND (with Hole)		Top: 1942R Base: 3340B	
●	42" ROUND (no Hole)		Top: 1942RNU Base: 3340B	
●	48" ROUND (with Hole)		Top: 1948R Base: 3340B	
●	48" ROUND (no Hole)		Top: 1948RNU Base: 3340B	
+	UMBRELLA BASE PLATE (Zinc-plated, Solid-steel)	N/A	23UMB or 33UMB (Required with Umbrella)	N/A

LOVE OUR SLEEK MODE TOPS

SHOWN IN PHOTO:

GRACE LOW BACK DINING CHAIR | 10690
Canvas Coal | Onyx Back | Onyx Welt | Onyx Finish

44" x 110" MODE DINING TABLE | 1344110F
Onyx Finish

36" x 60" MODE LOUNGE FIRE PIT | 133660TT | 89XNC-JLP BASE
Onyx Finish | Platinum Fire Jewelry

GRACE AIR SWIVEL CHAT CHAIR | 10AR902
Agate II | Onyx Finish

MODE CORNER UNIT | 1310020
Onyx Finish

GRACE AIR ARMLESS CHAT CHAIR | 51AR352
Agate II | Onyx Finish

GRACE AIR ARMLESS SOFA | 51AR432N
Agate II | Onyx Finish

GRACE AIR RIGHT ARM SOFA | 10AR432R
Agate II | Onyx Finish





MODE TABLES + FIRE TABLES

ALUMINUM

Add an element of sophistication to your outdoor space with Homecrest's Mode collection. With clean lines and contemporary inspiration, Mode sets the standard in casual chic. Mode features floating aluminum rectangular panels and a sleek appearance that brings elegant style to your outdoor space. The aluminum top panels that float over the base frame are available in all finishes. DuoTone your Mode table or fire table by selecting one color for the top panels and a coordinating color for the base.

COMPLETE TABLES | OCCASIONAL, DINING, BALCONY, + BAR

Note: The complete table units below only require one model number when ordering. Height listed is the complete table height and can vary up to 1/4". Table tops feature a 3" edge profile.



End Aluminum Base
H: 20"



End Aluminum Base
H: 20"



Coffee Aluminum Base
H: 15"



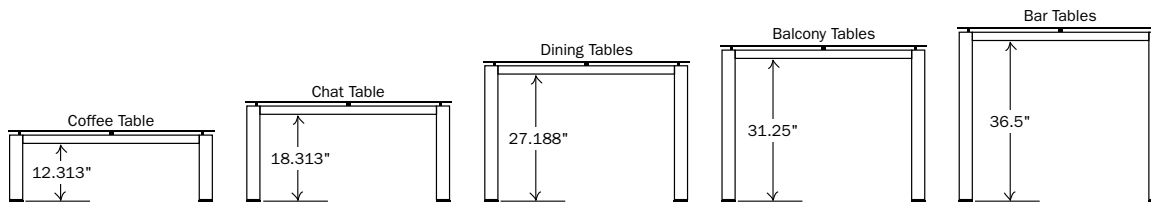
Chat Aluminum Base
H: 21"




Dining Aluminum Base
H: 30"

■	22" SQUARE (no Hole)	Top + Base: 13220			
■	30" SQUARE (no Hole)	Top + Base: 13300			
▲	35.5" x 23" TRAPEZOID (no Hole)		Top + Base: 1310020		
■	22" x 44" RECTANGLE (no Hole)			Top + Base: 132244	
■	44" SQUARE (with Hole)				Top + Base: 134444FWH
■	44" SQUARE (no Hole)			Top + Base: 134444L	Top + Base: 134444C
■	44" x 66" RECTANGLE (with Hole)				
■	44" x 66" RECTANGLE (no Hole)				
■	44" x 88" RECTANGLE (with Hole)				
■	44" x 88" RECTANGLE (no Hole)				
■	44" x 110" RECTANGLE (with Hole)				
■	44" x 110" RECTANGLE (no Hole)				

Note: Tables with an umbrella hole come with a coordinating smooth metal plug.



AVAILABLE TOP COLORS + FRAME FINISHES



Dining
Aluminum Base
H: 30"



Balcony
Aluminum Base
H: 34"



Balcony
Aluminum Base
H: 34"



Bar
Aluminum Base
H: 40"



Bar
Aluminum Base
H: 40"

	22" SQUARE (no Hole)				
	30" SQUARE (no Hole)				
	35.5" x 23" TRAPEZOID (no Hole)				
	22" x 44" RECTANGLE (no Hole)				
	44" SQUARE (with Hole)		Top + Base: 134444BWH		Top + Base: 134444BRWH
	44" SQUARE (no Hole)		Top + Base: 134444B		Top + Base: 134444BR
	44" x 66" RECTANGLE (with Hole)	Top + Base: 134466FWH		Top + Base: 134466BWH	Top + Base: 134466BRWH
	44" x 66" RECTANGLE (no Hole)	Top + Base: 134466F		Top + Base: 134466B	Top + Base: 134466BR
	44" x 88" RECTANGLE (with Hole)	Top + Base: 134488FWH		Top + Base: 134488BWH	Top + Base: 134488BRWH
	44" x 88" RECTANGLE (no Hole)	Top + Base: 134488F		Top + Base: 134488B	Top + Base: 134488BR
	44" x 110" RECTANGLE (with Hole)	Top + Base: 1344110FWH		Top + Base: 1344110BWH	Top + Base: 1344110BRWH
	44" x 110" RECTANGLE (no Hole)	Top + Base: 1344110F		Top + Base: 1344110B	Top + Base: 1344110BR

FIRE TABLES + ACCESSORIES Fire tables feature a 3" edge profile.

Note: Each fire table comes standard with a 12" x 24" rectangular 65,000 BTU stainless steel black powder-coated burner, external key valve, match-light ignition, 20 lbs of fire jewelry (select one or two colors), and a black 3/4" fire burner riser. The burner is available as either Liquid Propane (XXX-JLP) or Natural Gas (XXX-JNG)—if one is not selected, the burner will default to the Liquid Propane option.



32" x 52" LOUNGE
Top: 133252TT
Base: 89XNC (-JLP or -JNG)
H: 21.5"
Use fire table cover 006139



36" x 60" LOUNGE
Top: 133660TT
Base: 89XNC (-JLP or -JNG)
H: 21.5"
Use fire table cover 006138



14" x 26.25" BURNER COVER
91006
Smooth aluminum
Use with rectangular burners



15.5" x 28.5" GLASS GUARD
006086
H: 5.8"
Use in windy conditions

FIRE JEWELRY

Note: When ordering fire jewelry individually (without a fire table), use the six-digit model number. When ordering with a fire table, use the two-digit color code number that is next to the color name.



CRYSTAL ICE (13)
006117



PLATINUM (20)
006124 - Reflective



COPPER (16)
006120 - Reflective



BRONZE (14)
006118 - Reflective



MIDNIGHT BLACK (19)
006123 - Reflective



GUNMETAL (15)
006119 - Reflective



SAPPHIRE (17)
006121 - Reflective



AQUA (18)
006122 - Reflective



CLEAR BEADS (01)
005003

LOVE OUR VERSATILE

MODE CLUB TOPS



SHOWN IN PHOTO:

ALLURE DINING CHAIR | 12370
Lagoon | Carbon Finish

36" MODE CLUB DINING TABLE | 1336RNU | 1800B BASE
Carbon Finish

ALLURE ARMLESS DINING CHAIR | 12350
Agate II | Carbon Finish

36" MODE CLUB DINING TABLE | 1336SNU | 1800B BASE
Carbon Finish

16" ARBOR UMBRELLA | 896NGU | NGU-DP BASE (DISCONTINUED)
Orange (Recacnl) | Brushed Silver Umbrella Pole




MODE CLUB TABLES

ALUMINUM

Building on our popular Mode collection, Homecrest's Mode Club is a complementary series of contemporary table tops that are uniquely designed for hospitality applications. Mode Club tables feature clean lines and smooth contours in a variety of shapes and sizes that are specifically selected for outdoor spaces in public places. Like its sister collection, Mode Club tops are available in DuoTone color options. Pair these sophisticated tops with the Homecrest base that appropriately meets the height, functional, and aesthetic requirements of your project.

AVAILABLE TOP COLORS + FRAME FINISHES



COMPLETE TABLES | TOP + TABLE BASE COMBINATIONS | OCCASIONAL, DINING, BALCONY, + BAR

Note: Use BOTH model numbers when ordering a separate top and base. The complete table unit only requires one model number when ordering. Height listed is the complete table height and can vary up to 1/4". Table tops feature a 1.75" edge profile. The rectangle and square tops have 1" radius corners.



■	24" SQUARE (no Hole)			Top: 1324SNU Base: 1800B	
■	24" x 30" RECTANGLE (with Hole)		Top: 132430X Base: 2330B		Top: 132430X Base: 2334B
■	24" x 30" RECTANGLE (no Hole)		Top: 132430XNU Base: 2330B	Top: 132430XNU Base: 1800B	Top: 132430XNU Base: 2334B
●	30" ROUND (with Hole)		Top: 1330R Base: 2330B		Top: 1330R Base: 2334B
●	30" ROUND (no Hole)	Top + Base: 1330RMD	Top: 1330RNU Base: 2330B	Top: 1330RNU Base: 1800B	Top: 1330RNU Base: 2334B
■	30" SQUARE (with Hole)		Top: 1330S Base: 2330B		Top: 1330S Base: 2334B
■	30" SQUARE (no Hole)		Top: 1330SNU Base: 2330B	Top: 1330SNU Base: 1800B	Top: 1330SNU Base: 2334B
●	36" ROUND (with Hole)		Top: 1336R Base: 2330B		Top: 1336R Base: 2334B
●	36" ROUND (no Hole)		Top: 1336RNU Base: 2330B	Top: 1336RNU Base: 1800B	Top: 1336RNU Base: 2334B
■	36" SQUARE (with Hole)		Top: 1336S Base: 2330B		Top: 1336S Base: 2334B
■	36" SQUARE (no Hole)		Top: 1336SNU Base: 2330B	Top: 1336SNU Base: 1800B	Top: 1336SNU Base: 2334B
●	42" ROUND (with Hole)		Top: 1342R Base: 3330B		Top: 1342R Base: 3334B
●	42" ROUND (no Hole)		Top: 1342RNU Base: 3330B		Top: 1342RNU Base: 3334B
■	42" SQUARE (with Hole)		Top: 1342S Base: 3330B		Top: 1342S Base: 3334B
■	42" SQUARE (no Hole)		Top: 1342SNU Base: 3330B		Top: 1342SNU Base: 3334B
●	48" ROUND (with Hole)		Top: 1348R Base: 3330B		Top: 1348R Base: 3334B
●	48" ROUND (no Hole)		Top: 1348RNU Base: 3330B		Top: 1348RNU Base: 3334B
+	UMBRELLA BASE PLATE (Zinc-plated, Solid-steel)	N/A	23UMBP or 33UMBP (Required with Umbrella)	N/A	23UMBP or 33UMBP (Required with Umbrella)

Note: Table tops with an umbrella hole come with a clear smooth plastic plug.



*These bases feature adjustable floor glides for leveling.



■	24" SQUARE (no Hole)	Top: 1324SNU Base: 0834B		Top: 1324SNU Base: 0800B
■	24" x 30" RECTANGLE (with Hole)		Top: 132430X Base: 2340B	
■	24" x 30" RECTANGLE (no Hole)	Top: 132430XNU Base: 0834B	Top: 132430XNU Base: 2340B	Top: 132430XNU Base: 0800B
●	30" ROUND (with Hole)		Top: 1330R Base: 2340B	
●	30" ROUND (no Hole)	Top: 1330RNU Base: 0834B	Top: 1330RNU Base: 2340B	Top: 1330RNU Base: 0800B
■	30" SQUARE (with Hole)		Top: 1330S Base: 2340B	
■	30" SQUARE (no Hole)	Top: 1330SNU Base: 0834B	Top: 1330SNU Base: 2340B	Top: 1330SNU Base: 0800B
●	36" ROUND (with Hole)		Top: 1336R Base: 2340B	
●	36" ROUND (no Hole)	Top: 1336RNU Base: 0834B	Top: 1336RNU Base: 2340B	Top: 1336RNU Base: 0800B
■	36" SQUARE (with Hole)		Top: 1336S Base: 2340B	
■	36" SQUARE (no Hole)	Top: 1336SNU Base: 0834B	Top: 1336SNU Base: 2340B	Top: 1336SNU Base: 0800B
●	42" ROUND (with Hole)		Top: 1342R Base: 3340B	
●	42" ROUND (no Hole)		Top: 1342RNU Base: 3340B	
■	42" SQUARE (with Hole)		Top: 1342S Base: 3340B	
■	42" SQUARE (no Hole)		Top: 1342SNU Base: 3340B	
●	48" ROUND (with Hole)		Top: 1348R Base: 3340B	
●	48" ROUND (no Hole)		Top: 1348RNU Base: 3340B	
+	UMBRELLA BASE PLATE (Zinc-plated, Solid-steel)	N/A	23UMBP or 33UMBP (Required with Umbrella)	N/A

Note: An umbrella base plate is required when using 23XXX and 33XXX table bases with an umbrella. This zinc-plated, solid-steel umbrella base is available in all frame finishes and attaches to the table base. It can also be used to add weight to any 23XXX and 33XXX table base. Use the 18" umbrella base plate (23UMBP) with bases 2330B, 2334B, and 2340B. Use the 24" umbrella base plate (33UMBP) with bases 3330B, 3334B, and 3340B.

LOVE OUR HANDCRAFTED

SHADOW ROCK TOPS





SHOWN IN PHOTO:

REVIVE SWIVEL ROCKER CHAT CHAIR | 6191A
Canvas Flax (Sunbrella) | Hickory Finish

42" SHADOW ROCK LOUNGE FIRE PIT | 42SQSHIT | 89SNC-JLP BASE
Pebble Top | Hickory Finish | Platinum Fire Jewelry

REVIVE AIR LEFT ARM LOVESEAT | 61AR42L
Bisque | Hickory Finish

REVIVE AIR RIGHT ARM SOFA | 61AR43R
Bisque | Hickory Finish

35.5" x 23" MODE END TABLE / CORNER UNIT | 1310020
Hickory Finish

ALLURE OTTOMAN | 1112A
Expand Tamale (Discontinued) | Hickory Finish

SHADOW ROCK TABLES

NATURAL SERIES



Homecrest's elegant Shadow Rock tops provide an attractive look and are the perfect complement to any outdoor furniture set. With its beautiful, distinct texture and natural colors, the Shadow Rock top offers a stunning centerpiece for your outdoor area and creates a laid-back atmosphere of relaxation and conversation. Available in several heights, top sizes, and finishes, Shadow Rock features top-quality, American-made components that will withstand weather and can be used season after season.

COMPLETE TABLES | OCCASIONAL, DINING, BALCONY, + BAR

Note: The complete table units below only require one model number when ordering. Height listed is the complete table height and can vary up to 1/4". Table tops feature a 1.5" natural edge profile.



●	24" ROUND (no Hole)	Top + Base: 3723RSH						
■	24" SQUARE (no Hole)		Top + Base: 3722SSH					
●	30" ROUND (no Hole)			Top + Base: 1330RSH				
●	42" ROUND (with Hole)				Top + Base: 3742RFSH			
●	42" ROUND (no Hole)				Top + Base: 3742RFSHNU			
■	42" SQUARE (with Hole)				Top + Base: 3742SFSH	Top + Base: 2542SFSH		
■	42" SQUARE (no Hole)				Top + Base: 3742SFSHNU	Top + Base: 2542SFSHNU		
■	42" x 62" RECTANGLE (with Hole)							Top + Base: 254262FSH
●	42" x 72" OVAL (with Hole)						Top + Base: 374272FSH	
■	42" x 82" RECTANGLE (with Hole)							Top + Base: 254282FSH
●	44" x 84" OVAL (with Hole)						Top + Base: 374484FSH	
●	48" ROUND (with Hole)				Top + Base: 3748RFSH			



AVAILABLE TOP COLORS



Each top is individually handcrafted and will vary in color. Colors are representations, refer to an actual sample. Homecrest tables and table tops with an umbrella hole come with a coordinating resin plug.




●	24" ROUND (no Hole)									
■	24" SQUARE (no Hole)									
●	30" ROUND (no Hole)									
●	42" ROUND (with Hole)		Top + Base: 3742RBBSH							
●	42" ROUND (no Hole)		Top + Base: 3742RBSHNU							
■	42" SQUARE (with Hole)			Top + Base: 3742SBSH	Top + Base: 2542SBSH				Top + Base: 2542SBRBSH	
■	42" SQUARE (no Hole)			Top + Base: 3742SBSHNU	Top + Base: 2542SBSHNU				Top + Base: 2542SBRBSHNU	
■	42" x 62" RECTANGLE (with Hole)	Top + Base: 374262FSH					Top + Base: 254262BBSH	Top + Base: 374262BBSH		Top + Base: 254262BRSH
●	42" x 72" OVAL (with Hole)					Top + Base: 374272BBSH				
■	42" x 82" RECTANGLE (with Hole)	Top + Base: 374282FSH					Top + Base: 254282BBSH	Top + Base: 374282BBSH		Top + Base: 254282BRSH
●	44" x 84" OVAL (with Hole)					Top + Base: 374484BBSH				
●	48" ROUND (with Hole)		Top + Base: 3748RBBSH							

Turn the page to view more table options! →

SHADOW ROCK TABLES

NATURAL SERIES

AVAILABLE TOP COLORS



TOP + TABLE BASE COMBINATIONS | OCCASIONAL, DINING, BALCONY, + BAR

Note: Use BOTH top and base model numbers when ordering. Height listed is the complete table height and can vary up to 1/4". Table tops feature a 1.5" natural edge profile.



End
Aluminum Base
H: 21"



Coffee
Aluminum Base
H: 16"



Dining
Aluminum Base*
H: 29.25"




Dining
Steel/Aluminum Base
H: 29.75"

■	24" SQUARE (no Hole)	Top: C2424SSH Base: 5723B			Top: C2424SSH Base: 1800B
■	26" x 44" RECTANGLE (no Hole)		Top: C2644XSH Base: 5744B		
●	30" ROUND (with Hole)			Top: C0030RSHWH Base: 2330B	
●	30" ROUND (no Hole)			Top: C0030RSH Base: 2330B	Top: C0030RSH Base: 1800B
■	30" SQUARE (with Hole)			Top: C3030SSHWH Base: 2330B	
■	30" SQUARE (no Hole)	Top: C3030SSH Base: 5723B		Top: C3030SSH Base: 2330B	Top: C3030SSH Base: 1800B
■	30" x 48" RECTANGLE (no Hole)		Top: C3048XSH Base: 5744B	Top: C3048XSH Base: 2330B (x2)	Top: C3048XSH Base: 1800B (x2)
●	36" ROUND (with Hole)			Top: C0036RSH Base: 2330B	
●	36" ROUND (no Hole)			Top: C0036RSHNU Base: 2330B	Top: C0036RSHNU Base: 1800B
■	36" SQUARE (with Hole)			Top: C3636SSH Base: 2330B	
■	36" SQUARE (no Hole)			Top: C3636SSHNU Base: 2330B	Top: C3636SSHNU Base: 1800B
●	42" ROUND (with Hole)			Top: C0042RSH Base: 3330B	
●	42" ROUND (no Hole)			Top: C0042RSHNU Base: 3330B	
■	42" SQUARE (with Hole)			Top: C4242SSH Base: 3330B	
■	42" SQUARE (no Hole)			Top: C4242SSHNU Base: 3330B	
●	48" ROUND (with Hole)			Top: C0048RSH Base: 3330B	
●	48" ROUND (no Hole)			Top: C0048RSHNU Base: 3330B	
+	UMBRELLA BASE PLATE (Zinc-plated, Solid-steel)	N/A	N/A	23UMB or 33UMB (Required with Umbrella)	N/A

Note: An umbrella base plate is required when using 23XXX and 33XXX table bases with an umbrella. This zinc-plated, solid-steel umbrella base is available in all frame finishes and attaches to the table base. It can also be used to add weight to any 23XXX and 33XXX table base. Use the 18" umbrella base plate (23UMB) with bases 2330B, 2334B, and 2340B. Use the 24" umbrella base plate (33UMB) with bases 3330B, 3334B, and 3340B.

1.5" NATURAL EDGE PROFILE
SHOWN IN PEBBLE

*Base features adjustable floor glides for leveling.



■	24" SQUARE (no Hole)		Top: C2424SSH Base: 0834B		Top: C2424SSH Base: 0800B
■	26" x 44" RECTANGLE (no Hole)				
●	30" ROUND (with Hole)	Top: C0030RSHWH Base: 2334B		Top: C0030RSHWH Base: 2340B	
●	30" ROUND (no Hole)	Top: C0030RSH Base: 2334B	Top: C0030RSH Base: 0834B	Top: C0030RSH Base: 2340B	Top: C0030RSH Base: 0800B
■	30" SQUARE (with Hole)	Top: C3030SSHWH Base: 2334B		Top: C3030SSHWH Base: 2340B	
■	30" SQUARE (no Hole)	Top: C3030SSH Base: 2334B	Top: C3030SSH Base: 0834B	Top: C3030SSH Base: 2340B	Top: C3030SSH Base: 0800B
■	30" x 48" RECTANGLE (no Hole)	Top: C3048XSH Base: 2334B (x2)	Top: C3048XSH Base: 0834B (x2)	Top: C3048XSH Base: 2340B (x2)	Top: C3048XSH Base: 0800B (x2)
●	36" ROUND (with Hole)	Top: C0036RSH Base: 2334B		Top: C0036RSH Base: 2340B	
●	36" ROUND (no Hole)	Top: C0036RSHNU Base: 2334B	Top: C0036RSHNU Base: 0834B	Top: C0036RSHNU Base: 2340B	Top: C0036RSHNU Base: 0800B
■	36" SQUARE (with Hole)	Top: C3636SSH Base: 2334B		Top: C3636SSH Base: 2340B	
■	36" SQUARE (no Hole)	Top: C3636SSHNU Base: 2334B	Top: C3636SSHNU Base: 0834B	Top: C3636SSHNU Base: 2340B	Top: C3636SSHNU Base: 0800B
●	42" ROUND (with Hole)	Top: C0042RSH Base: 3334B		Top: C0042RSH Base: 3340B	
●	42" ROUND (no Hole)	Top: C0042RSHNU Base: 3334B		Top: C0042RSHNU Base: 3340B	
■	42" SQUARE (with Hole)	Top: C4242SSH Base: 3334B		Top: C4242SSH Base: 3340B	
■	42" SQUARE (no Hole)	Top: C4242SSHNU Base: 3334B		Top: C4242SSHNU Base: 3340B	
●	48" ROUND (with Hole)	Top: C0048RSH Base: 3334B		Top: C0048RSH Base: 3340B	
●	48" ROUND (no Hole)	Top: C0048RSHNU Base: 3334B		Top: C0048RSHNU Base: 3340B	
+	UMBRELLA BASE PLATE (Zinc-plated, Solid-steel)	23UMB or 33UMB (Required with Umbrella)	N/A	23UMB or 33UMB (Required with Umbrella)	N/A

Turn the page to view fire table options! →

SHADOW ROCK FIRE TABLES

NATURAL SERIES

The distinct texture and natural colors of Homecrest's Shadow Rock fire tables complement any outdoor furniture set beautifully. These handcrafted fire table tops feature subtle texture with a natural edge and are able to withstand the test of time and weather, season after season. Homecrest fire tables offer a powerful burner (up to 65,000 BTUs) and come standard with your choice of fire jewelry, as well as a secure key and black 3/4" aluminum fire burner riser.



SHOWN IN PHOTO:

ELEMENTS AIR SWIVEL CHAT CHAIR | 51AR902
Agate II | Carbon Finish

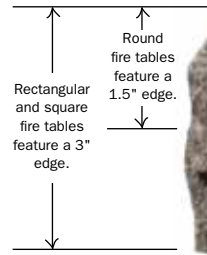
ELEMENTS AIR SOFA | 51AR432
Agate II | Carbon Finish

32" x 52" SHADOW ROCK LOUNGE FIRE PIT | 893252XSHTT | 89XNC-JLP BASE
Pebble Top | Carbon Finish | Bronze Fire Jewelry

AVAILABLE TOP COLORS



Note: Each top is individually handcrafted and will vary in color. Colors are representations, refer to an actual sample.



FIRE TABLES

Note: Each fire table comes standard with a 12" x 24" rectangular or 20" round 65,000 BTU stainless steel black powder-coated burner, external key valve, match-light ignition, 20 lbs of fire jewelry (select one or two colors), and a black 3/4" fire burner riser. The burner is available as either Liquid Propane (XXX-JLP) or Natural Gas (XXX-JNG)—if one is not selected, the burner will default to the Liquid Propane option. The square and rectangular fire tables feature a 3" natural edge profile and the round fire tables feature a 1.5" natural edge profile.



42" LOUNGE
Top: 42SQSHTT
Base: 89SNC (-JLP or -JNG)
H: 21.5"
Use fire table cover 005106



32" x 52" LOUNGE
Top: 893252XSHTT
Base: 89XNC (-JLP or -JNG)
H: 21.5"
Use fire table cover 006139



36" x 60" LOUNGE
Top: 893660XSHTT
Base: 89XNC (-JLP or -JNG)
H: 21.5"
Use fire table cover 006138



42" LOUNGE
Top: 42RSHPPTT
Base: 89RNC (-JLP or -JNG)
H: 21.5"
Use fire table cover 005369



48" LOUNGE
Top: 48RSHPPTT
Base: 89RNC (-JLP or -JNG)
H: 21.5"
Use fire table cover 005108



42" BALCONY
Top: 42RSHPPTT
Base: 89RBC (-JLP or -JNG)
H: 34.5"
Use fire table cover 005369



48" BALCONY
Top: 48RSHPPTT
Base: 89RBC (-JLP or -JNG)
H: 34.5"
Use fire table cover 005108

FIRE JEWELRY + ACCESSORIES

Note: When ordering fire jewelry individually (without a fire table), use the six-digit model number. When ordering with a fire table, use the two-digit color code number that is next to the color name.



CRYSTAL ICE (13) 006117
PLATINUM (20) 006124 - Reflective
COPPER (16) 006120 - Reflective
BRONZE (14) 006118 - Reflective
MIDNIGHT BLACK (19) 006123 - Reflective
GUNMETAL (15) 006119 - Reflective
SAPPHIRE (17) 006121 - Reflective
AQUA (18) 006122 - Reflective
CLEAR BEADS (01) 005003



22" BURNER COVER
91004
Smooth aluminum
Use with round burners



14" x 26.25" BURNER COVER
91006
Smooth aluminum
Use with rectangular burners



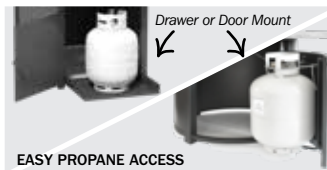
22.5" GLASS GUARD
005561
H: 6.75"
Use in windy conditions
Use with round burners



15.5" x 28.5" GLASS GUARD
006086
H: 5.8"
Use in windy conditions
Use with rectangular burners


PRODUCT FEATURE

Every Homecrest fire table features easy propane access, a removable key valve for flame control, and a standard burner riser to keep the table surface cool. We also offer glass guards, which are recommended for use in windy conditions to contain the flame.



LOVE OUR AUTHENTIC

SLATE TOPS



SHOWN IN PHOTO:

ALLURE LEFT OR RIGHT ARM CLUB CHAIR | 1171B
Blend Indigo (Sunbrella) | Glacier Finish

ALLURE ARMLESS CLUB CHAIR | 1135A
Blend Indigo (Sunbrella) | Glacier Finish

ALLURE CORNER | 1110A
Blend Indigo (Sunbrella) | Glacier Finish

32" x 52" SLATE LOUNGE FIRE PIT | 893252XSLTT | 89XNC-JLP BASE
Char Top | Glacier Finish | Sapphire Fire Jewel

ALLURE ARMLESS BALCONY STOOL | 1155M
Oryx Finish

36" SLATE BALCONY TABLE | C36365SLNU | 0934R BASE
Char Top | Oryx Finish



SLATE TABLES

NATURAL SERIES



A welcome addition to any outdoor space, Homecrest's Slate tops feature a rustic elegance that could only be inspired by nature. Cast from the pattern and subtle texture of natural slate and produced using industry-leading technology, Homecrest Slate tops are as beautifully authentic in appearance as they are tough and durable. These smooth-surface tops are a favorite in outdoor spaces across the country and mix seamlessly with pieces from our seating collections.

COMPLETE TABLES | OCCASIONAL, DINING, BALCONY, + BAR

Note: The complete table units below only require one model number when ordering. Height listed is the complete table height and can vary up to 1/4". Table tops feature a 1.5" natural edge profile.



●	24" ROUND (no Hole)	Top + Base: 3723RSL						
■	24" SQUARE (no Hole)		Top + Base: 3722SSL					
●	30" ROUND (no Hole)			Top + Base: 1330RSL				
●	42" ROUND (with Hole)				Top + Base: 3742RFSL			
●	42" ROUND (no Hole)				Top + Base: 3742RFSLNU			
■	42" SQUARE (with Hole)				Top + Base: 3742SFSL	Top + Base: 2542SFSL		
■	42" SQUARE (no Hole)				Top + Base: 3742SFSLNU	Top + Base: 2542SFSLNU		
■	42" x 62" RECTANGLE (with Hole)						Top + Base: 254262FSL	
●	42" x 72" OVAL (with Hole)							Top + Base: 374272FSL
■	42" x 82" RECTANGLE (with Hole)						Top + Base: 254282FSL	
●	44" x 84" OVAL (with Hole)							Top + Base: 374484FSL
●	48" ROUND (with Hole)				Top + Base: 3748RFSL			



AVAILABLE TOP COLORS



Each top is individually handcrafted and will vary in color. Colors are representations, refer to an actual sample. Homecrest tables and table tops with an umbrella hole come with a coordinating resin plug.




	Dining Aluminum Base H: 29.25"	Balcony Aluminum Base H: 34.25"	Balcony Aluminum Base H: 34.25"	Balcony Aluminum Base H: 34.25"	Balcony Aluminum Base H: 34.25"	Balcony Aluminum Base H: 34.25"	Balcony Aluminum Base H: 34.25"	Bar Aluminum Base H: 40"	Bar Aluminum Base H: 40"
● 24" ROUND (no Hole)									
■ 24" SQUARE (no Hole)									
● 30" ROUND (no Hole)									
● 42" ROUND (with Hole)		Top + Base: 3742RBSL							
● 42" ROUND (no Hole)		Top + Base: 3742RBSLNU							
■ 42" SQUARE (with Hole)			Top + Base: 3742SBSL	Top + Base: 2542SBSL				Top + Base: 2542SBRSL	
■ 42" SQUARE (no Hole)			Top + Base: 3742SBSLNU	Top + Base: 2542SBSLNU				Top + Base: 2542SBRSLNU	
■ 42" x 62" RECTANGLE (with Hole)	Top + Base: 374262FSL					Top + Base: 254262BSL	Top + Base: 374262BSL		Top + Base: 254262BRSL
● 42" x 72" OVAL (with Hole)					Top + Base: 374272BSL				
■ 42" x 82" RECTANGLE (with Hole)	Top + Base: 374282FSL					Top + Base: 254282BSL	Top + Base: 374282BSL		Top + Base: 254282BRSL
● 44" x 84" OVAL (with Hole)					Top + Base: 374484BSL				
● 48" ROUND (with Hole)		Top + Base: 3748RBSL							

Turn the page to view more table options! →

SLATE TABLES

NATURAL SERIES

AVAILABLE TOP COLORS



TOP + TABLE BASE COMBINATIONS | OCCASIONAL, DINING, BALCONY, + BAR

Note: Use BOTH top and base model numbers when ordering. Height listed is the complete table height and can vary up to 1/4". Table tops feature a 1.5" natural edge profile.



End
Aluminum Base
H: 21"



Coffee
Aluminum Base
H: 16"



Dining
Aluminum Base*
H: 29.25"



Dining
Steel/Aluminum Base
H: 29.75"

■	24" SQUARE (no Hole)	Top: C2424SSL Base: 5723B			Top: C2424SSL Base: 1800B
■	26" x 44" RECTANGLE (no Hole)		Top: C2644XSL Base: 5744B		
●	30" ROUND (with Hole)			Top: C0030RSLWH Base: 2330B	
●	30" ROUND (no Hole)			Top: C0030RSL Base: 2330B	Top: C0030RSL Base: 1800B
■	30" SQUARE (with Hole)			Top: C3030SSLWH Base: 2330B	
■	30" SQUARE (no Hole)	Top: C3030SSL Base: 5723B		Top: C3030SSL Base: 2330B	Top: C3030SSL Base: 1800B
■	30" x 48" RECTANGLE (no Hole)		Top: C3048XSL Base: 5744B	Top: C3048XSL Base: 2330B (x2)	Top: C3048XSL Base: 1800B (x2)
●	36" ROUND (with Hole)			Top: C0036RSL Base: 2330B	
●	36" ROUND (no Hole)			Top: C0036RSLNU Base: 2330B	Top: C0036RSLNU Base: 1800B
■	36" SQUARE (with Hole)			Top: C3636SSL Base: 2330B	
■	36" SQUARE (no Hole)			Top: C3636SSLNU Base: 2330B	Top: C3636SSLNU Base: 1800B
●	42" ROUND (with Hole)			Top: C0042RSL Base: 3330B	
●	42" ROUND (no Hole)			Top: C0042RSLNU Base: 3330B	
■	42" SQUARE (with Hole)			Top: C4242SSL Base: 3330B	
■	42" SQUARE (no Hole)			Top: C4242SSLNU Base: 3330B	
●	48" ROUND (with Hole)			Top: C0048RSL Base: 3330B	
●	48" ROUND (no Hole)			Top: C0048RSLNU Base: 3330B	
+	UMBRELLA BASE PLATE (Zinc-plated, Solid-steel)	N/A	N/A	23UMB or 33UMB (Required with Umbrella)	N/A

Note: An umbrella base plate is required when using 23XXX and 33XXX table bases with an umbrella. This zinc-plated, solid-steel umbrella base is available in all frame finishes and attaches to the table base. It can also be used to add weight to any 23XXX and 33XXX table base. Use the 18" umbrella base plate (23UMB) with bases 2330B, 2334B, and 2340B. Use the 24" umbrella base plate (33UMB) with bases 3330B, 3334B, and 3340B.

1.5" NATURAL EDGE PROFILE
SHOWN IN CHAR

*Base features adjustable floor glides for leveling.



■	24" SQUARE (no Hole)		Top: C2424SSL Base: 0834B	Top: C2424SSL Base: 0800B
■	26" x 44" RECTANGLE (no Hole)			
●	30" ROUND (with Hole)	Top: C0030RSLWH Base: 2334B		Top: C0030RSLWH Base: 2340B
●	30" ROUND (no Hole)	Top: C0030RSL Base: 2334B	Top: C0030RSL Base: 0834B	Top: C0030RSL Base: 2340B
■	30" SQUARE (with Hole)	Top: C3030SSLWH Base: 2334B		Top: C3030SSLWH Base: 2340B
■	30" SQUARE (no Hole)	Top: C3030SSL Base: 2334B	Top: C3030SSL Base: 0834B	Top: C3030SSL Base: 2340B
■	30" x 48" RECTANGLE (no Hole)	Top: C3048XSL Base: 2334B (x2)	Top: C3048XSL Base: 0834B (x2)	Top: C3048XSL Base: 2340B (x2)
●	36" ROUND (with Hole)	Top: C0036RSL Base: 2334B		Top: C0036RSL Base: 2340B
●	36" ROUND (no Hole)	Top: C0036RSLNU Base: 2334B	Top: C0036RSLNU Base: 0834B	Top: C0036RSLNU Base: 2340B
■	36" SQUARE (with Hole)	Top: C3636SSL Base: 2334B		Top: C3636SSL Base: 2340B
■	36" SQUARE (no Hole)	Top: C3636SSLNU Base: 2334B	Top: C3636SSLNU Base: 0834B	Top: C3636SSLNU Base: 2340B
●	42" ROUND (with Hole)	Top: C0042RSL Base: 3334B		Top: C0042RSL Base: 3340B
●	42" ROUND (no Hole)	Top: C0042RSLNU Base: 3334B		Top: C0042RSLNU Base: 3340B
■	42" SQUARE (with Hole)	Top: C4242SSL Base: 3334B		Top: C4242SSL Base: 3340B
■	42" SQUARE (no Hole)	Top: C4242SSLNU Base: 3334B		Top: C4242SSLNU Base: 3340B
●	48" ROUND (with Hole)	Top: C0048RSL Base: 3334B		Top: C0048RSL Base: 3340B
●	48" ROUND (no Hole)	Top: C0048RSLNU Base: 3334B		Top: C0048RSLNU Base: 3340B
+	UMBRELLA BASE PLATE (Zinc-plated, Solid-steel)	23UMB or 33UMB (Required with Umbrella)	N/A	23UMB or 33UMB (Required with Umbrella)

Turn the page to view fire table options! →

SLATE FIRE TABLES

NATURAL SERIES

Rustic yet elegant, Homecrest's handcrafted Slate fire tables are a refreshing addition to any outdoor space. Featuring authentic patterns and subtle textures, these smooth-surface fire tables are cast from natural slate and are available in a variety of colors. Our Slate fire tables are as beautiful as they are durable. Homecrest fire tables offer a powerful burner (up to 65,000 BTUs) and come standard with your choice of fire jewelry, as well as a secure key and black 3/4" aluminum fire burner riser.



SHOWN IN PHOTO:

WILLOW CHAT CHAIR | 1H37A

Echo Ash (Sunbrella) | Brazilian Walnut Finish


WILLOW LEFT OR RIGHT ARM CHAT CHAIR | 1H37LR

Echo Ash (Sunbrella) | Brazilian Walnut Finish

32" x 52" SLATE LOUNGE FIRE PIT | 893252XSLTT | 89XNC-JLP BASE

Dune Top | Hickory Finish | Bronze Fire Jewelry


AVAILABLE TOP COLORS



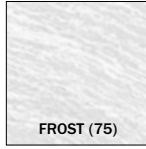
CHAR (70)



DRIFT (21)



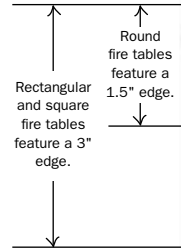
DUNE (73)



FROST (75)



SEQUOIA (20)



3" NATURAL EDGE PROFILE SHOWN IN DRIFT



Note: Each top is individually handcrafted and will vary in color. Colors are representations, refer to an actual sample.

FIRE TABLES

Note: Each fire table comes standard with a 12" x 24" rectangular or 20" round 65,000 BTU stainless steel black powder-coated burner, external key valve, match-light ignition, 20 lbs of fire jewelry (select one or two colors), and a black 3/4" fire burner riser. The burner is available as either Liquid Propane (XXX-JLP) or Natural Gas (XXX-JNG)—if one is not selected, the burner will default to the Liquid Propane option. The square and rectangular fire tables feature a 3" natural edge profile and the round fire tables feature a 1.5" natural edge profile.



42" LOUNGE

Top: 42SQSLTT

Base: 89SNC (-JLP or -JNG)

H: 21.5"

Use fire table cover 005106



32" x 52" LOUNGE

Top: 893252XSLTT

Base: 89XNC (-JLP or -JNG)

H: 21.5"

Use fire table cover 006139



36" x 60" LOUNGE

Top: 893660XSLTT

Base: 89XNC (-JLP or -JNG)

H: 21.5"

Use fire table cover 006138



42" LOUNGE

Top: 42RSLFPTT

Base: 89RNC (-JLP or -JNG)

H: 21.5"

Use fire table cover 005369



48" LOUNGE

Top: 48RSLFPTT

Base: 89RNC (-JLP or -JNG)

H: 21.5"

Use fire table cover 005108



42" BALCONY

Top: 42RSLFPTT

Base: 89RBC (-JLP or -JNG)

H: 34.5"

Use fire table cover 005369



48" BALCONY

Top: 48RSLFPTT

Base: 89RBC (-JLP or -JNG)

H: 34.5"

Use fire table cover 005108

FIRE JEWELRY + ACCESSORIES

Note: When ordering fire jewelry individually (without a fire table), use the six-digit model number. When ordering with a fire table, use the two-digit color code number that is next to the color name.



CRYSTAL ICE (13)
006117



PLATINUM (20)
006124 - Reflective



COPPER (16)
006120 - Reflective



BRONZE (14)
006118 - Reflective



MIDNIGHT BLACK (19)
006123 - Reflective



GUNMETAL (15)
006119 - Reflective



SAPPHIRE (17)
006121 - Reflective



AQUA (18)
006122 - Reflective



CLEAR BEADS (01)
005003



22" BURNER COVER

91004

Smooth aluminum

Use with round burners



14" x 26.25" BURNER COVER

91006

Smooth aluminum

Use with rectangular burners



22.5" GLASS GUARD

005561

H: 6.75"

Use in windy conditions

Use with round burners



15.5" x 28.5" GLASS GUARD

006086

H: 5.8"

Use in windy conditions

Use with rectangular burners

PRODUCT FEATURE

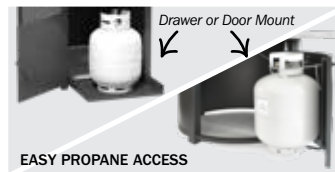
Every Homecrest fire table features easy propane access, a removable key valve for flame control, and a standard burner riser to keep the table surface cool. We also offer glass guards, which are recommended for use in windy conditions to contain the flame.



REMOVABLE KEY VALVE



GLASS GUARD



EASY PROPANE ACCESS




BURNER RISER

LOVE OUR SIMPLE + ELEGANT

STONEGATE TOPS





SHOWN IN PHOTO:

ANTHEM CHAT CHAIR | 7237A
Bliss Linen (Sunbrella) | Indigo Finish

ANTHEM SOFA | 7243A
Bliss Linen (Sunbrella) | Indigo Finish

32" x 52" STONEGATE LOUNGE FIRE PIT | 893252XSGTT | 89XNC-JLP BASE
Pebble Top | Indigo Finish | Gunmetal Fire Jewelry

11' SOL UMBRELLA | 868ARU | ARU-DP BASE
White (Recacril) | Brushed Silver Umbrella Pole

ANTHEM SWIVEL ROCKER CHAT CHAIR | 7290A
Solve Denim (Sunbrella) | Indigo Finish

30" STONEGATE ADJUSTABLE TABLE | 1330RSG
Pebble Top | Indigo Finish

STELLA HIGH BACK SWIVEL ROCKER | 7A980
Kozo | Glacier Welt | Indigo Finish

42" x 84" STONEGATE DINING TABLE | 254284FSG
Pebble Top | Indigo Finish

STONEGATE TABLES

NATURAL SERIES



Featuring the dramatic beauty of natural rock, our Stonegate tops combine natural elements with modern finishes for style and durability. Stonegate is designed to withstand the elements and is available in many shapes and heights. Its clean simplicity and straight-edge finish give Stonegate an on-trend appearance that allows it to adapt to a wide range of design applications, whether residential or commercial.

COMPLETE TABLES | OCCASIONAL, DINING, BALCONY, + BAR

Note: The complete table units below only require one model number when ordering. Height listed is the complete table height and can vary up to 1/4". Table tops feature a 2" straight edge profile.



●	24" ROUND (no Hole)	Top + Base: 3723RSG					
■	24" SQUARE (no Hole)		Top + Base: 3722SSG				
●	30" ROUND (no Hole)			Top + Base: 1330RSG			
●	42" ROUND (with Hole)			Top + Base: 3742RFSG			
●	42" ROUND (no Hole)			Top + Base: 3742RFSGNU			
■	42" SQUARE (with Hole)				Top + Base: 3742SFSG	Top + Base: 2542SFSG	
■	42" SQUARE (no Hole)				Top + Base: 3742SFSGNU	Top + Base: 2542SFSGNU	
■	42" x 62" RECTANGLE (with Hole)						Top + Base: 374262FSG
■	42" x 84" RECTANGLE (with Hole)						Top + Base: 374284FSG
●	54" ROUND (with Hole)			Top + Base: 3754RFSG			



AVAILABLE TOP COLORS



Each top is individually handcrafted and will vary in color. Colors are representations, refer to an actual sample. Homecrest tables and table tops with an umbrella hole come with a coordinating resin plug.



Dining
Aluminum Base
H: 30.25"



Balcony
Aluminum Base
H: 34.25"



Balcony
Aluminum Base
H: 34.25"



Balcony
Aluminum Base
H: 34.25"



Balcony
Aluminum Base
H: 34.25"



Balcony
Aluminum Base
H: 34.25"



Bar
Aluminum Base
H: 40"



Bar
Aluminum Base
H: 40"

●	24" ROUND (no Hole)							
■	24" SQUARE (no Hole)							
●	30" ROUND (no Hole)							
●	42" ROUND (with Hole)		Top + Base: 3742RBSG					
●	42" ROUND (no Hole)		Top + Base: 3742RBSGNU					
■	42" SQUARE (with Hole)			Top + Base: 3742SBSG	Top + Base: 2542SBSG		Top + Base: 2542SBRSG	
■	42" SQUARE (no Hole)			Top + Base: 3742SBSGNU	Top + Base: 2542SBSGNU		Top + Base: 2542SBRSGNU	
■	42" x 62" RECTANGLE (with Hole)	Top + Base: 254262FSG				Top + Base: 254262BSG	Top + Base: 374262BSG	Top + Base: 254262BRSG
■	42" x 84" RECTANGLE (with Hole)	Top + Base: 254284FSG				Top + Base: 254284BSG	Top + Base: 374284BSG	Top + Base: 254284BRSG
●	54" ROUND (with Hole)		Top + Base: 3754RBSG					

Turn the page to view more table options! →

STONEGATE TABLES

NATURAL SERIES

AVAILABLE TOP COLORS



TOP + TABLE BASE COMBINATIONS | OCCASIONAL, DINING, BALCONY, + BAR

Note: Use BOTH top and base model numbers when ordering. Height listed is the complete table height and can vary up to 1/4". Table tops feature a 2" straight edge profile.



End
Aluminum Base
H: 21"



Coffee
Aluminum Base
H: 16"



Dining
Aluminum Base*
H: 29.25"



Dining
Steel/Aluminum Base
H: 29.75"

■	24" SQUARE (no Hole)	Top: C2424SSG Base: 5723B		Top: C2424SSG Base: 2330B	Top: C2424SSG Base: 1800B
■	24" x 30" RECTANGLE (with Hole)			Top: C2430XSGWH Base: 2330B	
■	24" x 30" RECTANGLE (no Hole)	Top: C2430XSG Base: 5723B		Top: C2430XSG Base: 2330B	Top: C2430XSG Base: 1800B
■	24" x 36" RECTANGLE (with Hole)			Top: C2436XSGWH Base: 2330B	
■	24" x 36" RECTANGLE (no Hole)			Top: C2436XSG Base: 2330B	Top: C2436XSG Base: 1800B
■	26" x 44" RECTANGLE (no Hole)		Top: C2644XSG Base: 5744B		
●	30" ROUND (with Hole)			Top: C0030RSGWH Base: 2330B	
●	30" ROUND (no Hole)			Top: C0030RSG Base: 2330B	Top: C0030RSG Base: 1800B
■	30" SQUARE (with Hole)			Top: C3030SSGWH Base: 2330B	
■	30" SQUARE (no Hole)	Top: C3030SSG Base: 5723B		Top: C3030SSG Base: 2330B	Top: C3030SSG Base: 1800B
■	30" x 48" RECTANGLE (no Hole)		Top: C3048XSG Base: 5744B	Top: C3048XSG Base: 2330B (x2)	Top: C3048XSG Base: 1800B (x2)
●	36" ROUND (with Hole)			Top: C0036RSG Base: 2330B	
●	36" ROUND (no Hole)			Top: C0036RSGNU Base: 2330B	Top: C0036RSGNU Base: 1800B
■	36" SQUARE (with Hole)			Top: C3636SSG Base: 2330B	
■	36" SQUARE (no Hole)			Top: C3636SSGNU Base: 2330B	Top: C3636SSGNU Base: 1800B
●	42" ROUND (with Hole)			Top: C0042RSG Base: 3330B	
●	42" ROUND (no Hole)			Top: C0042RSGNU Base: 3330B	
■	42" SQUARE (with Hole)			Top: C4242SSG Base: 3330B	
■	42" SQUARE (no Hole)			Top: C4242SSGNU Base: 3330B	
+	UMBRELLA BASE PLATE (Zinc-plated, Solid-steel)	N/A	N/A	23UMB or 33UMB (Required with Umbrella)	N/A

Note: An umbrella base plate is required when using 23XXX and 33XXX table bases with an umbrella. This zinc-plated, solid-steel umbrella base is available in all frame finishes and attaches to the table base. It can also be used to add weight to any 23XXX and 33XXX table base. Use the 18" umbrella base plate (23UMB) with bases 2330B, 2334B, and 2340B. Use the 24" umbrella base plate (33UMB) with bases 3330B, 3334B, and 3340B.

2" STRAIGHT EDGE PROFILE
SHOWN IN MIDNIGHT

*Base features adjustable floor glides for leveling.



Balcony
Aluminum Base*
H: 33.25"



Balcony
Steel/Aluminum Base
H: 33.75"



Bar
Aluminum Base*
H: 39.25"



Bar
Steel/Aluminum Base
H: 39.75"

■	24" SQUARE (no Hole)	Top: C2424SSG Base: 2334B	Top: C2424SSG Base: 0834B	Top: C2424SSG Base: 2340B	Top: C2424SSG Base: 0800B
■	24" x 30" RECTANGLE (with Hole)	Top: C2430XSGWH Base: 2334B		Top: C2430XSGWH Base: 2340B	
■	24" x 30" RECTANGLE (no Hole)	Top: C2430XSG Base: 2334B	Top: C2430XSG Base: 0834B	Top: C2430XSG Base: 2340B	Top: C2430XSG Base: 0800B
■	24" x 36" RECTANGLE (with Hole)	Top: C2436XSGWH Base: 2334B		Top: C2436XSGWH Base: 2340B	
■	24" x 36" RECTANGLE (no Hole)	Top: C2436XSG Base: 2334B	Top: C2436XSG Base: 0834B	Top: C2436XSG Base: 2340B	Top: C2436XSG Base: 0800B
■	26" x 44" RECTANGLE (no Hole)				
●	30" ROUND (with Hole)	Top: C0030RSGWH Base: 2334B		Top: C0030RSGWH Base: 2340B	
●	30" ROUND (no Hole)	Top: C0030RSG Base: 2334B	Top: C0030RSG Base: 0834B	Top: C0030RSG Base: 2340B	Top: C0030RSG Base: 0800B
■	30" SQUARE (with Hole)	Top: C3030SSGWH Base: 2334B		Top: C3030SSGWH Base: 2340B	
■	30" SQUARE (no Hole)	Top: C3030SSG Base: 2334B	Top: C3030SSG Base: 0834B	Top: C3030SSG Base: 2340B	Top: C3030SSG Base: 0800B
■	30" x 48" RECTANGLE (no Hole)	Top: C3048XSG Base: 2334B (x2)	Top: C3048XSG Base: 0834B (x2)	Top: C3048XSG Base: 2340B (x2)	Top: C3048XSG Base: 0800B (x2)
●	36" ROUND (with Hole)	Top: C0036RSG Base: 2334B		Top: C0036RSG Base: 2340B	
●	36" ROUND (no Hole)	Top: C0036RSGNU Base: 2334B	Top: C0036RSGNU Base: 0834B	Top: C0036RSGNU Base: 2340B	Top: C0036RSGNU Base: 0800B
■	36" SQUARE (with Hole)	Top: C3636SSG Base: 2334B		Top: C3636SSG Base: 2340B	
■	36" SQUARE (no Hole)	Top: C3636SSGNU Base: 2334B	Top: C3636SSGNU Base: 0834B	Top: C3636SSGNU Base: 2340B	Top: C3636SSGNU Base: 0800B
●	42" ROUND (with Hole)	Top: C0042RSG Base: 3334B		Top: C0042RSG Base: 3340B	
●	42" ROUND (no Hole)	Top: C0042RSGNU Base: 3334B		Top: C0042RSGNU Base: 3340B	
■	42" SQUARE (with Hole)	Top: C4242SSG Base: 3334B		Top: C4242SSG Base: 3340B	
■	42" SQUARE (no Hole)	Top: C4242SSGNU Base: 3334B		Top: C4242SSGNU Base: 3340B	
+	UMBRELLA BASE PLATE (Zinc-plated, Solid-steel)	23UMB or 33UMB (Required with Umbrella)	N/A	23UMB or 33UMB (Required with Umbrella)	N/A

Turn the page to view fire table options! →

STONEGATE FIRE TABLES

NATURAL SERIES

Stonegate fire tables feature the dramatic beauty of natural rock and a clean, straight-edge finish to create a versatile design. Combining traditional elements with modern finishes, Stonegate is made for style and durability. These fire tables are on-trend yet timeless and perfect for both residential and commercial applications. Homecrest fire tables offer a powerful burner (up to 65,000 BTUs) and come standard with your choice of fire jewelry, as well as a secure key and black 3/4" aluminum fire burner riser.



SHOWN IN PHOTO:

BLAIR SWIVEL ROCKER CHAT CHAIR | 8490A
Action Ash (Sunbrella) | Onyx Finish

BLAIR SOFA | 8443A
Action Ash (Sunbrella) | Onyx Finish

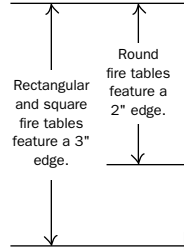
BLAIR LOVESEAT | 8442A
Action Ash (Sunbrella) | Onyx Finish

42" STONEGATE LOUNGE FIRE PIT | 42SQSGTT | 89SNC-JLP BASE
Pebble Top | Onyx Finish | Aqua Fire Jewelry

AVAILABLE TOP COLORS



Note: Each top is individually handcrafted and will vary in color. Colors are representations, refer to an actual sample.



3" STRAIGHT EDGE PROFILE SHOWN IN BOULDER

FIRE TABLES

Note: Each fire table comes standard with a 12" x 24" rectangular or 20" round 65,000 BTU stainless steel black powder-coated burner, external key valve, match-light ignition, 20 lbs of fire jewelry (select one or two colors), and a black 3/4" fire burner riser. The burner is available as either Liquid Propane (XXX-JLP) or Natural Gas (XXX-JNG)—if one is not selected, the burner will default to the Liquid Propane option. The square and rectangular fire tables feature a 3" straight edge profile and the round fire tables feature a 2" straight edge profile.



42" LOUNGE
Top: 42SQSGTT
Base: 89SNC (-JLP or -JNG)
H: 21.5"
Use fire table cover 005106



32" x 52" LOUNGE
Top: 893252XSGTT
Base: 89XNC (-JLP or -JNG)
H: 21.5"
Use fire table cover 006139



36" x 60" LOUNGE
Top: 893660XSGTT
Base: 89XNC (-JLP or -JNG)
H: 21.5"
Use fire table cover 006138



42" BALCONY
Top: 42RSGFPTT
Base: 89RNC (-JLP or -JNG)
H: 21.5"
Use fire table cover 005369



54" BALCONY
Top: 54RSGFPTT
Base: 89RNC (-JLP or -JNG)
H: 21.5"
Use fire table cover 005108



42" BALCONY
Top: 42RSGFPTT
Base: 89RBC (-JLP or -JNG)
H: 34.5"
Use fire table cover 005369



54" BALCONY
Top: 54RSGFPTT
Base: 89RBC (-JLP or -JNG)
H: 34.5"
Use fire table cover 005108

FIRE JEWELRY + ACCESSORIES

Note: When ordering fire jewelry individually (without a fire table), use the six-digit model number. When ordering with a fire table, use the two-digit color code number that is next to the color name.



CRYSTAL ICE (13) 006117 **PLATINUM (20)** 006124 - Reflective **COPPER (16)** 006120 - Reflective **BRONZE (14)** 006118 - Reflective **MIDNIGHT BLACK (19)** 006123 - Reflective **GUNMETAL (15)** 006119 - Reflective **SAPPHIRE (17)** 006121 - Reflective **AQUA (18)** 006122 - Reflective **CLEAR BEADS (01)** 005003



22" BURNER COVER
91004
Smooth aluminum
Use with round burners



14" x 26.25" BURNER COVER
91006
Smooth aluminum
Use with rectangular burners



22.5" GLASS GUARD
005561
H: 6.75"
Use in windy conditions
Use with round burners



15.5" x 28.5" GLASS GUARD
006086
H: 5.8"
Use in windy conditions
Use with rectangular burners

PRODUCT FEATURE

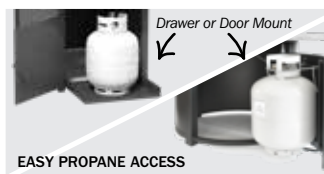
Every Homecrest fire table features easy propane access, a removable key valve for flame control, and a standard burner riser to keep the table surface cool. We also offer glass guards, which are recommended for use in windy conditions to contain the flame.



REMOVABLE KEY VALVE



GLASS GUARD




EASY PROPANE ACCESS



BURNER RISER

LOVE OUR TRENDY

TIMBER TOPS



SHOWN IN PHOTO:

BLAIR SLIP COVER SWIVEL ROCKER CHAT CHAIR | 8590A
Echo Ash (Sunbrella) | Glacier Finish

42" TIMBER LOUNGE FIRE PIT | 42SQMTT | 89SNC-JLP BASE
Drift Top | Glacier Finish | Aqua Fire Jewelry

BLAIR SLIP COVER RIGHT ARM LOVESEAT | 8542R
Echo Ash (Sunbrella) | Glacier Finish

BLAIR SLIP COVER LEFT ARM LOVESEAT | 8542L
Echo Ash (Sunbrella) | Glacier Finish

BLAIR SLIP COVER CORNER | 8510A
Echo Ash (Sunbrella) | Glacier Finish

BLAIR SLIP COVER OTTOMAN | 9914A
Echo Ash (Sunbrella) | Glacier Finish

24" TIMBER END TABLE | C2424STM | 5723B BASE
Drift Top | Glacier Finish

BLAIR SLIP COVER CHAT CHAIR | 8539A
Spectrum Indigo (Sunbrella) | Glacier Finish

GRACE LOW BACK DINING CHAIR | 10680
Storm | Storm Welt | Glacier Finish

48" TIMBER DINING TABLE | 2548SFTMMU
Drift Top | Glacier Finish



TIMBER TABLES

NATURAL SERIES



Cast from beautiful reclaimed wood tables, our popular Timber collection is on trend and timeless. Using the same technology we use in all Natural Series tops, we are able to achieve a look that is marvelously realistic while retaining the outstanding outdoor performance characteristics you expect from Homecrest.

COMPLETE TABLES | OCCASIONAL, DINING, BALCONY, + BAR


Note: The complete table units below only require one model number when ordering. Height listed is the complete table height and can vary up to 1/4". Table tops feature a 1.75" straight edge profile.



■	24" SQUARE (no Hole)	Top + Base: 3722STM				
●	30" ROUND (no Hole)		Top + Base: 1330RTM			
●	42" ROUND (with Hole)			Top + Base: 3742RFTM		
●	42" ROUND (no Hole)		Top + Base: 3742RCTMNU	Top + Base: 3742RFTMNU		
■	42" SQUARE (with Hole)				Top + Base: 3742SFTM	Top + Base: 2542SFTM
■	42" SQUARE (no Hole)				Top + Base: 3742SFTMNU	Top + Base: 2542SFTMNU
■	48" SQUARE (with Hole)					Top + Base: 2548SFTM
■	48" SQUARE (no Hole)					Top + Base: 2548SFTMNU
●	54" ROUND (with Hole)			Top + Base: 3754RFTM		
●	54" ROUND (no Hole)		Top + Base: 3754RCTMNU	Top + Base: 3754RFTMNU		
■	42" x 62" RECTANGLE (with Hole)					
■	42" x 62" RECTANGLE (no Hole)					
■	42" x 84" RECTANGLE (with Hole)					
■	42" x 84" RECTANGLE (no Hole)					



AVAILABLE TOP COLORS



Each top is individually handcrafted and will vary in color. Colors are representations, refer to an actual sample. Homecrest tables and table tops with an umbrella hole come with a coordinating resin plug.



■	24" SQUARE (no Hole)						
●	30" ROUND (no Hole)						
●	42" ROUND (with Hole)		Top + Base: 3742RBTM				
●	42" ROUND (no Hole)		Top + Base: 3742RBTMNU				
■	42" SQUARE (with Hole)			Top + Base: 3742SBTM	Top + Base: 2542SBTM		Top + Base: 2542SBRTM
■	42" SQUARE (no Hole)			Top + Base: 3742SBTMNU	Top + Base: 2542SBTMNU		Top + Base: 2542SBRTMNU
■	48" SQUARE (with Hole)				Top + Base: 2548SBTM		Top + Base: 2548SBRTM
■	48" SQUARE (no Hole)				Top + Base: 2548SBTMNU		Top + Base: 2548SBRTMNU
●	54" ROUND (with Hole)		Top + Base: 3754RBTM				
●	54" ROUND (no Hole)		Top + Base: 3754RBTMNU				
■	42" x 62" RECTANGLE (with Hole)	Top + Base: 254262FTM				Top + Base: 254262BTM	Top + Base: 254262BRTM
■	42" x 62" RECTANGLE (no Hole)	Top + Base: 254262FTMNU				Top + Base: 254262BTMNU	Top + Base: 254262BRTMNU
■	42" x 84" RECTANGLE (with Hole)	Top + Base: 254284FTM				Top + Base: 254284BTM	Top + Base: 254284BRTM
■	42" x 84" RECTANGLE (no Hole)	Top + Base: 254284FTMNU				Top + Base: 254284BTMNU	Top + Base: 254284BRTMNU

Turn the page to view more table options! →

TIMBER TABLES

NATURAL SERIES

AVAILABLE TOP COLORS



TOP + TABLE BASE COMBINATIONS | OCCASIONAL, DINING, BALCONY, + BAR

Note: Use BOTH top and base model numbers when ordering. Height listed is the complete table height and can vary up to 1/4". Table tops feature a 1.75" straight edge profile.



End
Aluminum Base
H: 21"



Coffee
Aluminum Base
H: 16"



Dining
Aluminum Base*
H: 29.25"



Dining
Steel/Aluminum Base
H: 29.75"

■	24" SQUARE (no Hole)	Top: C2424STM Base: 5723B		Top: C2424STM Base: 2330B	Top: C2424STM Base: 1800B
■	26" x 44" RECTANGLE (no Hole)		Top: C2644XTM Base: 5744B		
●	30" ROUND (with Hole)			Top: C0030RTMWH Base: 2330B	
●	30" ROUND (no Hole)			Top: C0030RTM Base: 2330B	Top: C0030RTM Base: 1800B
■	30" SQUARE (with Hole)			Top: C3030STMWH Base: 2330B	
■	30" SQUARE (no Hole)	Top: C3030STM Base: 5723B		Top: C3030STM Base: 2330B	Top: C3030STM Base: 1800B
●	36" ROUND (with Hole)			Top: C0036RTM Base: 2330B	
●	36" ROUND (no Hole)			Top: C0036RTMNU Base: 2330B	Top: C0036RTMNU Base: 1800B
■	36" SQUARE (with Hole)			Top: C3636STM Base: 2330B	
■	36" SQUARE (no Hole)			Top: C3636STMNU Base: 2330B	Top: C3636STMNU Base: 1800B
●	42" ROUND (with Hole)			Top: C0042RTM Base: 3330B	
●	42" ROUND (no Hole)			Top: C0042RTMNU Base: 3330B	
■	42" SQUARE (with Hole)			Top: C4242STM Base: 3330B	
■	42" SQUARE (no Hole)			Top: C4242STMNU Base: 3330B	
+	UMBRELLA BASE PLATE (Zinc-plated, Solid-steel)	N/A	N/A	23UMB or 33UMB (Required with Umbrella)	N/A





1.75" STRAIGHT EDGE PROFILE
SHOWN IN DRIFT

*Base features adjustable floor glides for leveling.



■	24" SQUARE (no Hole)	Top: C2424STM Base: 2334B	Top: C2424STM Base: 0834B	Top: C2424STM Base: 2340B	Top: C2424STM Base: 0800B
■	26" x 44" RECTANGLE (no Hole)				
●	30" ROUND (with Hole)	Top: C0030RTMWH Base: 2334B		Top: C0030RTMWH Base: 2340B	
●	30" ROUND (no Hole)	Top: C0030RTM Base: 2334B	Top: C0030RTM Base: 0834B	Top: C0030RTM Base: 2340B	Top: C0030RTM Base: 0800B
■	30" SQUARE (with Hole)	Top: C3030STMWH Base: 2334B		Top: C3030STMWH Base: 2340B	
■	30" SQUARE (no Hole)	Top: C3030STM Base: 2334B	Top: C3030STM Base: 0834B	Top: C3030STM Base: 2340B	Top: C3030STM Base: 0800B
●	36" ROUND (with Hole)	Top: C0036RTM Base: 2334B		Top: C0036RTM Base: 2340B	
●	36" ROUND (no Hole)	Top: C0036RTMNU Base: 2334B	Top: C0036RTMNU Base: 0834B	Top: C0036RTMNU Base: 2340B	Top: C0036RTMNU Base: 0800B
■	36" SQUARE (with Hole)	Top: C3636STM Base: 2334B		Top: C3636STM Base: 2340B	
■	36" SQUARE (no Hole)	Top: C3636STMNU Base: 2334B	Top: C3636STMNU Base: 0834B	Top: C3636STMNU Base: 2340B	Top: C3636STMNU Base: 0800B
●	42" ROUND (with Hole)	Top: C0042RTM Base: 3334B		Top: C0042RTM Base: 3340B	
●	42" ROUND (no Hole)	Top: C0042RTMNU Base: 3334B		Top: C0042RTMNU Base: 3340B	
■	42" SQUARE (with Hole)	Top: C4242STM Base: 3334B		Top: C4242STM Base: 3340B	
■	42" SQUARE (no Hole)	Top: C4242STMNU Base: 3334B		Top: C4242STMNU Base: 3340B	
+	UMBRELLA BASE PLATE (Zinc-plated, Solid-steel)	23UMBP or 33UMBP (Required with Umbrella)	N/A	23UMBP or 33UMBP (Required with Umbrella)	N/A

Note: An umbrella base plate is required when using 23XXX and 33XXX table bases with an umbrella. This zinc-plated, solid-steel umbrella base is available in all frame finishes and attaches to the table base. It can also be used to add weight to any 23XXX and 33XXX table base. Use the 18" umbrella base plate (23UMBP) with bases 2330B, 2334B, and 2340B. Use the 24" umbrella base plate (33UMBP) with bases 3330B, 3334B, and 3340B.

Turn the page to view fire table options! →

TIMBER FIRE TABLES

NATURAL SERIES

Individually handcrafted and cast from beautiful reclaimed wood tables, our Timber fire tables look incredibly realistic. Our Timber tops are made with extremely durable materials, allowing them to withstand even the toughest weather conditions. Homecrest fire tables offer a powerful burner (up to 65,000 BTUs) and come standard with your choice of fire jewelry, as well as a secure key and black 3/4" aluminum fire burner riser.

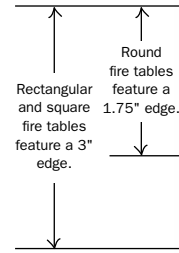


SHOWN IN PHOTO:

SUTTON HIGH BACK SWIVEL ROCKER CHAT CHAIR | 4592A
Cast Silver (Sunbrella) | Niko Finish

42" TIMBER LOUNGE FIRE PIT | 42RTMFPTT | 89RNC-JLP BASE
Drift Top | Niko Finish | Platinum Fire Jewelry

AVAILABLE TOP COLORS



Note: Each top is individually handcrafted and will vary in color. Colors are representations, refer to an actual sample.

FIRE TABLES

Note: Each fire table comes standard with a 12" x 24" rectangular or 20" round 65,000 BTU stainless steel black powder-coated burner, external key valve, match-light ignition, 20 lbs of fire jewelry (select one or two colors), and a black 3/4" fire burner riser. The burner is available as either Liquid Propane (XXX-JLP) or Natural Gas (XXX-JNG)—if one is not selected, the burner will default to the Liquid Propane option. The square and rectangular fire tables feature a 3" straight edge profile and the round fire tables feature a 1.75" straight edge profile.



42" LOUNGE
Top: 42SQTMTT
Base: 89SNC (-JLP or -JNG)
H: 21.5"
Use fire table cover 005106



32" x 52" LOUNGE
Top: 893252XTMTT
Base: 89XNC (-JLP or -JNG)
H: 21.5"
Use fire table cover 006139



36" x 60" LOUNGE
Top: 893660XTMTT
Base: 89XNC (-JLP or -JNG)
H: 21.5"
Use fire table cover 006138



42" LOUNGE
Top: 42RTMFPTT
Base: 89RNC (-JLP or -JNG)
H: 21.5"
Use fire table cover 005369



54" LOUNGE
Top: 54RTMFPTT
Base: 89RNC (-JLP or -JNG)
H: 21.5"
Use fire table cover 005108



42" BALCONY
Top: 42RTMFPTT
Base: 89RBC (-JLP or -JNG)
H: 34.5"
Use fire table cover 005369



54" BALCONY
Top: 54RTMFPTT
Base: 89RBC (-JLP or -JNG)
H: 34.5"
Use fire table cover 005108

FIRE JEWELRY + ACCESSORIES

Note: When ordering fire jewelry individually (without a fire table), use the six-digit model number. When ordering with a fire table, use the two-digit color code number that is next to the color name.



CRYSTAL ICE (13) 006117
PLATINUM (20) 006124 - Reflective
COPPER (16) 006120 - Reflective
BRONZE (14) 006118 - Reflective
MIDNIGHT BLACK (19) 006123 - Reflective
GUNMETAL (15) 006119 - Reflective
SAPPHIRE (17) 006121 - Reflective
AQUA (18) 006122 - Reflective
CLEAR BEADS (01) 005003



22" BURNER COVER
91004
Smooth aluminum
Use with round burners



14" x 26.25" BURNER COVER
91006
Smooth aluminum
Use with rectangular burners



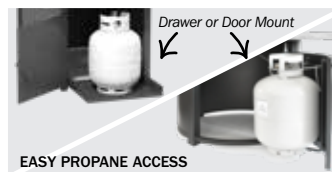
22.5" GLASS GUARD
005561
H: 6.75"
Use in windy conditions
Use with round burners



15.5" x 28.5" GLASS GUARD
006086
H: 5.8"
Use in windy conditions
Use with rectangular burners

PRODUCT FEATURE

Every Homecrest fire table features easy propane access, a removable key valve for flame control, and a standard burner riser to keep the table surface cool. We also offer glass guards, which are recommended for use in windy conditions to contain the flame.




SHOWN IN PHOTO:

GRACE ADJUSTABLE CHAISE | 10302
Glacier | Carbon Finish

9' MARKET UMBRELLA | 854FMA
Cast Breeze (Sunbrella) | Onyx Umbrella

CAST IRON UMBRELLA BASE | 00091
Carbon Finish





OUTDOOR ESSENTIALS

EXPERIENCE
CHOICE
AND
STYLE



Decorate your outdoor space like you would indoors with Homecrest outdoor essentials.

Go beyond a comfortable seating arrangement and add a coordinating market, cantilever, or giant pulley lift umbrella, or choose from our selection of throw pillows and blankets to complete your outdoor setting.

Made in the USA

SHOWN IN PHOTO:

URBAN RIGHT TABLE LOVESEAT | 8342R

Canvas Coal (Sunbrella) | Storm Finish

URBAN ARMLESS CHAT CHAIR | 83390

Canvas Coal (Sunbrella) | Storm Finish

URBAN CORNER | 83110

Canvas Coal (Sunbrella) | Storm Finish

URBAN ARMLESS LOVESEAT | 83420

Canvas Coal (Sunbrella) | Storm Finish

URBAN OTTOMAN | 83120

Canvas Coal (Sunbrella) | Storm Finish

URBAN LEFT TABLE LOVESEAT | 8342L

Canvas Coal (Sunbrella) | Storm Finish

URBAN RIGHT TABLE CHAT CHAIR | 8339R

Canvas Coal (Sunbrella) | Storm Finish

URBAN OTTOMAN TRAY | 91008

Storm Finish

42" TIMBER LOUNGE FIRE PIT | 42SQTMTT | 89SNC-JLP BASE

Char Top | Storm Finish | Platinum Fire Jewelry

22.5" ROUND GLASS GUARD | 005561



OUTDOOR ACCESSORIES

Take customization one step further with Homecrest outdoor accessories. Bring your fire table to life with glass guards, burner covers, and a variety of fire jewelry options.

FIRE TABLE ACCESSORIES

Note: Fire table covers may vary in color and aesthetics.



44" COVER

005369

H: 21.5"

Use ripstop polyester cover with 42" round



45" COVER

005106

H: 25.25"

Use ripstop polyester cover with 42" square



54" COVER

005108

H: 25"

Use ripstop polyester cover with 48" or 54" round



32" x 52" COVER

006139

H: 22.4"

Use ripstop polyester cover with 32" x 52" rectangle



36" x 60" COVER

006138

H: 25"

Use ripstop polyester cover with 36" x 60" rectangle



22.5" GLASS GUARD

005561

H: 6.75"

Use in windy conditions
Use with round burners



15.5" x 28.5" GLASS GUARD

006086

H: 5.8"

Use in windy conditions
Use with rectangular burners



22" BURNER COVER

91004

Smooth aluminum
Use with round burners



14" x 26.25" BURNER COVER

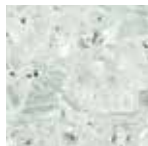
91006

Smooth aluminum

Use with rectangular burners

FIRE JEWELRY

Note: All fire tables come with two 10 lb bags of your choice of one or two colors. When ordering fire jewelry individually (without a fire table), use the six-digit model number. When ordering with a fire table, use the two-digit color code number that is next to the color name.



CRYSTAL ICE (13)

006117



PLATINUM (20)

006124 - Reflective



COPPER (16)

006120 - Reflective



BRONZE (14)

006118 - Reflective



MIDNIGHT BLACK (19)

006123 - Reflective



GUNMETAL (15)

006119 - Reflective



SAPPHIRE (17)

006121 - Reflective



AQUA (18)

006122 - Reflective



CLEAR BEADS (01)

005003



UNIVERSAL ANCHOR KIT - Homecrest offers a Universal Anchor Kit (406980) to secure furniture to the ground. This kit consists of four discreet powder-coated brackets and is compatible with most Homecrest lounge seating and table collections.



SHOWN IN PHOTO:

ALLURE LEFT OR RIGHT ARM CLUB CHAIR | 1137LR
Canvas Canvas (Sunbrella) | Carbon Finish

ALLURE OTTOMAN | 1112A
Canvas Canvas (Sunbrella) | Carbon Finish



THROW PILLOWS

Take outdoor comfort and design to the next level with our incredibly durable pillows. Mix and match with solids, patterns, and textures from our fabric offering to bring a touch of colorful style to your outdoor space. Whether you're adding color and dimension to deep seating or fashion to a lounge, Homecrest outdoor throw pillows are sure to make a statement.



16" SQUARE
00016 (with Welt)
H: 16" W: 16" D: N/A



18" SQUARE
00018 (with Welt)
H: 18" W: 18" D: N/A



20" SQUARE
00020 (with Welt)
H: 20" W: 20" D: N/A



12" x 16" KIDNEY
01216 (with Welt)
H: 12" W: 16" D: N/A



12" x 22" KIDNEY
01222 (with Welt)
H: 12" W: 22" D: N/A



12" x 30" KIDNEY
01230 (no Welt)
H: 12" W: 30" D: N/A



**ALLURE CUSHION
LEFT ARM PILLOW**
1135POLH
H: 12" W: 4" D: 26.5"



**ALLURE CUSHION
RIGHT ARM PILLOW**
1135PORH
H: 12" W: 4" D: 26.5"

Note: The pillow welt is the same fabric as the pillow.



SHOWN IN PHOTO:

HEIRLOOM OUTDOOR THROW | 93010
Band Sunset

HEIRLOOM OUTDOOR THROW | 93011
Band Fog

HEIRLOOM OUTDOOR THROW | 93014
Tile Shadow

HEIRLOOM OUTDOOR THROW | 93012
Split Midnight

HEIRLOOM OUTDOOR THROW | 93013
Split Moss

SUNBRELLA THROWS

Handwoven luxury meets Sunbrella® performance in this collection of throws. Designed for performance indoors and out, these cozy blankets offer worry-free durability and long-lasting style. The soft touch fabrics provide exceptional comfort that you'll love wrapping up in. Remarkably, Sunbrella's throws are machine washable, bleach cleanable, and fade resistant for years of beautiful living.

CROSSHATCH

Woven with a unique chenille blend, our Crosshatch throws provide softness, coziness, and warmth for wherever life takes you.



FLAX
93001
H: N/A W: 50" L: 74"



LAKE
93002
H: N/A W: 50" L: 74"



LATTE
93003
H: N/A W: 50" L: 74"



SMOKE
93004
H: N/A W: 50" L: 74"



SPA
93005
H: N/A W: 50" L: 74"



WHITE
93006
H: N/A W: 50" L: 74"



HEIRLOOM

Our Heirloom collection features handwoven luxury with long-lasting beauty and fade-resistant colors, brought to life in stunningly soft textures.



BAND FOG
93011
H: N/A W: 46" L: 74"



BAND SUNSET
93010
H: N/A W: 46" L: 74"



SPLIT MIDNIGHT
93012
H: N/A W: 46" L: 74"



SPLIT MOSS
93013
H: N/A W: 46" L: 74"



TILE SHADOW
93014
H: N/A W: 46" L: 74"

HERRINGBONE

Featuring a classic herringbone pattern, these indoor/outdoor throws provide worry-free performance with a refined style.



ASHE
93020
H: N/A W: 56" L: 74"



CLOUD
93021
H: N/A W: 56" L: 74"



PEWTER
93022
H: N/A W: 56" L: 74"



SPICE
93023
H: N/A W: 56" L: 74"

HOMECREST UMBRELLAS

MARKET + CANTILEVER + GIANT PULLEY LIFT

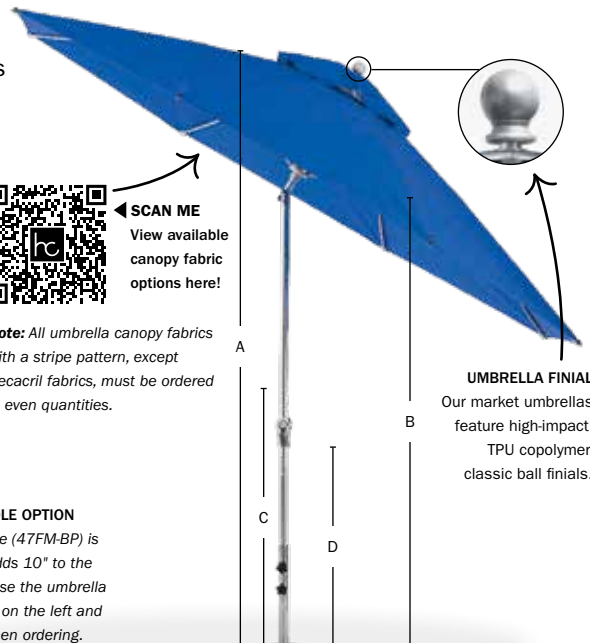
Add the final touch to your outdoor space with Homecrest Outdoor Living's stylish and durable umbrellas. Whether you are designing for your home or business, we have you covered with our market, cantilever, and giant pulley lift options. All of our umbrellas are built with commercial-grade materials, so you can enjoy worry-free shade for years to come. Plus, you can choose from our full selection of fabric offerings to tailor your umbrella to suit your personal aesthetic or project specifications.



MARKET UMBRELLA CRANK LIFT/AUTO TILT

This is the ONLY crank lift/auto tilt in the industry designed and warranted for commercial use. Our crank lift/auto tilt market umbrella is engineered to withstand 40 mph sustained winds.

- 316 stainless steel, commercial-grade, 60° tilt crank handle and axle
- 1.5" diameter center pole with a durable 1/8" aluminum wall thickness provides incredible strength and durability
- 1/2" fiberglass ribs and struts for maximum strength and flexibility
- Stainless steel grommets attach the canopy securely to the frame
- 4-layer fabric protection and closed stitching pocket



6.5' SQUARE

U 454FMA-SQ - 20 lbs
A - Overall Height: 107"
B - Clearance: 79"
C - Closed Clearance: 41"
D - Crank Clearance: 36"
Mast Diameter: 1.5"



7.5' OCTAGON

U 845FMA - 20 lbs
A - Overall Height: 98"
B - Clearance: 72"
C - Closed Clearance: 49"
D - Crank Clearance: 36"
Mast Diameter: 1.5"



9' OCTAGON

U 854FMA - 22 lbs
A - Overall Height: 107"
B - Clearance: 79"
C - Closed Clearance: 48"
D - Crank Clearance: 36"
Mast Diameter: 1.5"

BAR HEIGHT POLE OPTION

A bar height pole (47FM-BP) is available and adds 10" to the overall height. Use the umbrella model numbers on the left and specify "bar" when ordering.



MARKET UMBRELLA PULLEY LIFT

Our easy glide pulley system is supported by a durable woven cord that allows you to effortlessly open and close the umbrella. All of our pulley lift umbrellas are designed with a hook pin to keep the pulley cord out of reach and out of sight. Our pulley lift market umbrella is engineered to withstand 40 mph sustained winds.

- 1.5" diameter center pole with a durable 1/8" aluminum wall thickness provides incredible strength and durability
- 1/2" fiberglass ribs and struts for maximum strength and flexibility
- Smooth and effortless pulley system
- Stainless steel grommets attach the canopy securely to the frame
- 4-layer fabric protection and closed stitching pocket



6.5' SQUARE

U 454FM-SQ - 16 lbs
A - Overall Height: 97"
B - Clearance: 77"
C - Closed Clearance: 41"
Mast Diameter: 1.5"



7.5' OCTAGON

U 845FM - 16 lbs
A - Overall Height: 94"
B - Clearance: 76"
C - Closed Clearance: 44"
Mast Diameter: 1.5"



9' OCTAGON

U 854FM - 18 lbs
A - Overall Height: 97"
B - Clearance: 77"
C - Closed Clearance: 41"
Mast Diameter: 1.5"

AVAILABLE BASE OPTIONS *Note: Umbrella bases are available in all Homecrest frame finishes, except for the premium aluminum base, which is silver mist.*



CAST IRON

00091 - 45 lbs
H: 20.5" W: 20" D: 20"



ALUMINUM SHELL

00092 - 30 lbs
H: 6.5" W: 15.5" D: 15.5"
Must fill with sand.



PREMIUM ALUMINUM BASE

(with Wheels)
100A - 100 lbs
H: 4" W: 24" D: 24"

AVAILABLE POLE COLORS



BRUSHED SILVER



CARBON

Note: This is not an exact match to our Carbon paint finish.



DESERT BRONZE



ONYX

Note: This is not an exact match to our Onyx paint finish.

Note: Umbrella clearance dimensions are measured while not mounted in a base. Depending on the selected base, these clearance measurements will change. All dimensions have a +/-6" tolerance based on the pitch angle of the umbrella rib. This is due to multiple variables: pin placement height, crank tautness, and fabric weight.

Available in: **U** Umbrella

SOL UMBRELLA CANTILEVER

Maximize your space with the Sol cantilever umbrella. Sol is manufactured using the industry's best materials and fabric available to provide many years of trouble-free use and enjoyment. Its Infinity Tilt allows you to change positions effortlessly. This modern cantilever is suitable for use in low to moderate wind conditions and ensures hours of protection from the sun and light rain.

- Crank lift built for commercial use, allowing smooth and effortless operation in any environment
- Mast and all critical joints are extruded aluminum, ensuring unmatched strength and durability
- Full 360° rotation combined with the Infinity Tilt provides countless hours of maximum shade
- Engineered to withstand 25 mph winds; included wind stabilizer kit increases by 5 mph
- Mounting options include permanent, semi-permanent, and freestanding bases for installation on any surface
- Stainless steel hardware throughout
- Black polyester protective cover bag included



11' OCTAGON

U 868ARU - 95 lbs
 A - Overall Height: 110.6"
 B - Open Clearance: 81.3"
 C - Closed Clearance: 37"
 D - Open Depth: 142"
 E - Crank Clearance: 30"
 Mast Diameter: 2.75" x 4"



13' OCTAGON

U 880ARU-F - 132 lbs
 A - Overall Height: 110.6"
 B - Open Clearance: 81.3"
 C - Closed Clearance: 32"
 D - Open Depth: 159"
 E - Crank Clearance: 30"
 Mast Diameter: 2.75" x 4"

PRODUCT FEATURES



INFINITY TILT SYSTEM



EXTRUDED ALUMINUM MAST



EXTRUDED ALUMINUM ON ALL CRITICAL JOINTS

Note: Umbrella clearance dimensions are measured while not mounted in a base. Depending on the selected base, these clearance measurements will change. All dimensions have a +/-6" tolerance based on the pitch angle of the umbrella rib. This is due to multiple variables: pin placement height, crank tautness, and fabric weight.

AVAILABLE BASE OPTIONS

Note: All umbrella bases are galvanized steel except the direct surface mount (onyx) and the heavy-duty wheel base (brushed silver).



IN-GROUND MOUNT

ARU-IG - 18 lbs
 H: 14" W: 8.5" D: 8.5"
 Can be mounted in concrete, soil, and hard clay. Hardware not included.



DIRECT SURFACE MOUNT

ARU-DP - 12 lbs
 H: .5" W: 12.5" D: 12.5"
 Can be mounted to concrete, wood deck, or any stable solid surface. Hardware not included.



HEAVY-DUTY WHEEL BASE

ARU-480 - 94 lbs
 H: 11" W: 34" D: 34"
 Residential use only, pavers not included. Twelve 16" x 16" pavers are needed to properly weight the base to 480 lbs.



MODULAR CROSS BASE

ARU-XB - 36 lbs
 H: 5" W: 39" D: 39"
 Residential use only, pavers not included. Eight 16" x 16" pavers are needed to properly weight the base to 335 lbs.



DOUBLE PLATE STACK BASE

40G-36G - 335 lbs
 H: 1" W: 40" D: 40"

Available in: **U** Umbrella

TRIUMPH UMBRELLA GIANT PULLEY LIFT

Triumph is the flagship center post umbrella for all luxury resorts, hotels, and high-end outdoor living spaces. Built with durable, commercial-quality materials, the Triumph giant umbrella offers freestanding maximum shade options on a larger 2" center post. It has three canopy size options to accommodate any outdoor space.

- Smooth and effortless kernmantle rope double pulley system
- A 2" diameter, 3.2 mm thick single-piece aluminum center pole provides incredible strength and durability
- Ergonomically designed, 3/4" diameter fiberglass ribs maintain shape and provide added strength
- High-impact polymer joints help create a durable canopy frame
- Engineered to withstand 35 mph sustained winds
- Mounting options include permanent, semi-permanent, and freestanding bases for installation on any surface
- Stainless steel hardware throughout



13' OCTAGON
 U 880FM - 47 lbs
 A - Overall Height: 112.5"
 B - Open Clearance: 87"
 C - Closed Clearance: 30.5"
 Mast Diameter: 2"




10' SQUARE
 U 883FM-SQ - 43 lbs
 A - Overall Height: 112.5"
 B - Open Clearance: 85.5"
 C - Closed Clearance: 28"
 Mast Diameter: 2"



8.5' x 11' RECTANGLE
 U 882FM-R - 44 lbs
 A - Overall Height: 112.5"
 B - Open Clearance: 85.5"
 C - Closed Clearance: 27"
 Mast Diameter: 2"


PRODUCT FEATURES



HIGH-IMPACT POLYMER JOINTS



DOUBLE PULLEY SYSTEM



3/4" THICK FIBERGLASS RIBS

Note: Umbrella clearance dimensions are measured while not mounted in a base. Depending on the selected base, these clearance measurements will change. All dimensions have a +/-6" tolerance based on the pitch angle of the umbrella rib. This is due to multiple variables: pin placement height, crank tautness, and fabric weight.

AVAILABLE BASE OPTIONS

Note: The stackable steel plate bases are galvanized steel, the direct mount stem is stainless steel, the heavy-duty wheel base is brushed silver, and the premium aluminum base is silver mist.



DIRECT MOUNT STEM
 18ST2 - 5 lbs
 H: 18" W: 2" D: 2"
 Can be mounted to concrete, wood deck, or any stable solid surface. Hardware not included.



HEAVY-DUTY WHEEL BASE
 ARU-480 - 94 lbs
 H: 11" W: 34" D: 34"
 Pavers not included. Twelve 16" x 16" pavers are needed to properly weight the base to 480 lbs.



STACKABLE STEEL PLATE BASE
 36G-18ST2 - 150 lbs
 H: .5" W: 36" D: 36"
 Can be stacked up to three plates, 2" x 18" stem included.



STACKABLE STEEL PLATE BASE
 36G-SQ-18ST2 - 200 lbs
 H: .5" W: 36" D: 36"
 Can be stacked up to three plates, 2" x 18" stem included.



PREMIUM ALUMINUM BASE (with Wheels)
 150A-18ST2 - 150 lbs
 H: 3.5" W: 30" D: 30"
 Concrete-filled, 2" x 18" stem included.

SHOWN IN PHOTO:

FLORIDA LOW BACK DINING CHAIR | 2F320
Glacier Finish

ECHO DINING CHAIR | 94370
Sedona Finish

MANHATTAN ARMLESS DINING CHAIR | CH590-CH
Carbon Finish

PASSPORT DINING CHAIR | 26320 (DISCONTINUED)
Glacier Finish


ALLURE ARMLESS DINING CHAIR | 1237M
Storm Finish

ECHO ARMLESS DINING CHAIR | 9435P
Canvas White (Sunbrella) | Carbon Finish

ALLURE DINING CHAIR | 1135M
Niko Finish

MANHATTAN DINING CHAIR | CH320-PD
Bliss Dew (Sunbrella) | Onyx Finish

44" x 110" MODOE DINING TABLE | 1344110F
Onyx Finish





CONTRACT MARKET

EXPERIENCE
QUALITY
AND
DURABILITY



Our dedication to commercial-grade materials and craftsmanship speaks for itself. Our customers tell us time and time again how truly satisfied they are with the quality and longevity of our products in the demands of various commercial environments.

All of our products go through rigorous commercial testing to ensure that what you specify and purchase is truly worthy of your project or property. Your guests' experience is paramount to us.

Made in the USA

CONTRACT MARKETS

HOTEL + SENIOR LIVING + HIGHER EDUCATION + COUNTRY CLUB + CORPORATE + MULTIFAMILY





@NDSU.OFFICIAL



@NDSU.OFFICIAL



@LIFEATSAILPOINT



@ARIAEDINAAPTS



@LAKEHAUSMPLS



@UWBADGERS

IN-POOL SERIES

All In-Pool products are available in a variety of colors and are suitable for use in both chlorinated and saltwater pools, as well as on all pool materials like concrete, vinyl liners, and gunite. They can be easily removed from the pool to be used on the pool deck. Each product has a recommended maximum water depth for best performance.

- Fully compounded color (not dry blended) with UV light stabilizer to increase longevity of color retention in direct sunlight applications
- Average material thickness of .20" or greater
- Waterproof, rustproof, and 100% recyclable
- Suitable for both indoor and year-round outdoor use
- Tested to support up to 750 lbs



ARMLESS LOUNGE CHAIR
SPL22104
H: 27.5" W: 19.25" D: 32.25"
Seat Ht: 8.6" Arm Ht: N/A
(Maximum water depth of 11")



HIGH BACK CHAT CHAIR
SPLW00SAH
SPLW00SAH2 (2 Pack)
H: 40" W: 35" D: 34.5"
Seat Ht: 10.5" Arm Ht: 21"
(Maximum water depth of 13")



LOUNGER
SPL33100 (2 Pack)
H: 29.5" W: 33.25" L: 66"
Seat Ht: 1.75" Arm Ht: 11.5"
(Stackable: 2-4)
(Maximum water depth of 5")



8" RISER SET ONLY
SPL33108
H: 8" W: 20" D: 8"
Seat Ht: N/A Arm Ht: N/A
(Maximum water depth of 13")



SIDE TABLE/BENCH
SPL22101T1
SPL22101T1ST - with Soft Touch
H: 16.25" W: 22" D: 17"
Seat Ht: 16.25" Arm Ht: N/A
(Maximum water depth of 10")




END TABLE
SPLWIDETABLE
SPLWIDETABLEST - with Soft Touch
H: 19" W: 22.5" D: 22.5"
Seat Ht: 19" Arm Ht: N/A
(Maximum water depth of 10")




LOUNGER HEAD PILLOW
SPL3300PLW (2 Pack)



AVAILABLE PRODUCT COLORS



AVAILABLE LOUNGER HEAD PILLOW COLORS



◀ **SCAN ME**
View more
In-Pool
Series Skus
here!

*This color incurs a longer lead time of six weeks.







EXPERIENCE
FASHION
AND
FUNCTION



Experience the ultimate in style and selection with Homecrest's outdoor fabrics and durable finishes. With a wide variety of colors and textures, you can choose the look that suits you. Customize your chair, loveseat, sofa, or chaise by using our online Interactive Design Center at design.homecrest.com. Here, you can customize Homecrest furniture with a variety of fabrics and finishes.

HOMECREST FABRICS

SLINGABLE + CUSHION + MORE

Without great fabrics, outdoor spaces lack meaning and inspiration. The perfect combination of texture, color, and pattern not only adds beauty, but has the power to invigorate and rejuvenate. Homecrest offers a complete selection of fabric options so you can create a custom outdoor space tailored to your design aesthetic. Our double layer slings provide exceptional support, while our Sensation slings take this double layer design and add a level of unmatched comfort and shape retention. In addition, Homecrest has partnered with several well-known fabric vendors to offer cushion fabric options that feature premium performance and durability without sacrificing design.



◀ **SCAN ME**
Check out
all of our
available
fabrics here!

For design ideas and inspiration, visit our website. To help you visualize and customize your chair or fire table, use our Interactive Design Center at design.homecrest.com. Here you'll have the opportunity to: (1) pick your collection, (2) choose your finish, (3) select your fabric or fire jewelry, and (4) view, print, and buy.



Five-Year Double Layer Sling Residential Warranty

Homecrest Outdoor Living offers a five-year residential warranty on the celebrated Homecrest double layer sling. Homecrest's patented sling and padded sling designs have been the industry's most comfortable and durable sling products for decades, and customers can now enjoy the longest consumer warranty protection of any sling or padded sling on the market. Our five-year residential warranty applies to all new Homecrest chairs sold with a double layer sling (including air products) or padded sling design.



SEATING OPTIONS LEGEND:

A Air **S** Sling **PS** Padded Sling **C** Cushion **U** Umbrella **V** Vintage Wire **W** Welt

SEATING OPTION + FABRIC SELECTION GUIDE



A Air | Homecrest air collections feature the appearance and comfort of deep seating in a foam-free, cushionless construction. Luxurious and exclusive Sensation sling fabrics are used for the ultimate in low-maintenance comfort and feature benefits such as exceptional shape retention and surface memory. The air sling is a double layer design that is extremely comfortable and field-replaceable. All double layer slings carry a five-year residential warranty.

S Sling | The Homecrest-pioneered sling is constructed of two layers for unmatched comfort and support. Our durable sling is easily replaceable and available in a variety of outdoor fabrics, including our exclusive Sensation slings. Minimal maintenance and comfortable design continues to make the Homecrest sling a #1 choice from coast to coast. When selecting a Homecrest sling seating option (except for Allure, Elevate, and Infiniti), a welt or binding selection is required. Welting will match the frame finish unless an alternate is selected. Slings utilize the same fabric on the front and back for an attractive look. All double layer slings carry a five-year residential warranty.

PS Padded Sling | Our padded sling seating option features a triple layer sling with slight padding for added comfort. This attractive chair with distinctive silhouette stitching gives you not only a comfortable sit, but also a stylish addition to your outdoor space. The padded sling expands your fabric options to outdoor fabrics from suppliers like Sunbrella® and Tempotest®. For the padded sling seating option, select one of these outdoor fabrics for the front and a Homecrest sling fabric for the back. Like the sling seating option, our padded sling requires a welt or binding selection. Welting will match the frame finish unless an alternate is selected.

C Cushion | Our durable cushions provide unmatched comfort in a fast-paced world. The cushion seating option includes deep seating cushions, dining cushions, removable seat pads, and padded seats. Homecrest cushions are extremely comfortable and weather resistant.

W Welt | Welting or binding will match the frame finish unless an alternate is selected.

HOW TO READ A HOMECREST FABRIC LABEL + MAKE ORDERING EASY

When choosing a fabric for the product selected, seating option coding will confirm the availability. Please indicate the fabric grade and follow the "ordering process" instructions for that fabric.

Fabric Name

Grades:
A = \$ and B = \$\$

Note: Fabrics are separated into different grades based on their construction characteristics (types of yarns, dyes that were used, weave intricacy, etc.). While grade A fabrics cost less than grade B fabrics, this doesn't indicate the quality of the materials used.

Carbon

Grade A

Fabric Content: PVC

S Sling - This fabric will be used for the front and back of a sling (S). On many Homecrest sling collections, a welt (W) is also required.

PS Padded Sling (Back Only) - This fabric is an option for the back of a padded sling only.

W Welt - This fabric is a welting (W) fabric.

Note: For ordering tips, see the inside back cover.

S PS W

Ordering Tips:

A Air - Sensation sling fabrics will be used for the front and back of air (A) collections. A welt fabric is not required.

S Sling - Sling fabrics will be used for the front and back of a sling (S). On many sling collections, a welt (W) is also required. If a welt is not selected, it will default to the frame finish.

PS Padded Sling - The padded sling (PS) front is available in acrylic and other fashionable fabrics. A Homecrest sling (S) fabric is required for the back. If a back or welt (W) fabric is not selected, it will default to the frame finish.

W Welt - On many sling collections, a welt (W) is required. If a welt fabric is not selected, it will default to the frame finish. Some fabrics are available in both sling (S) and welt fabrics, creating a seamless or self-welted look.

Denotes what seating option the fabric is available on.

SENSATION SLING FABRICS

Since 1953, Homecrest has built its reputation on quality, innovation, and comfort. One landmark example of this was our introduction of the Sensation sling in 2002. As pioneers in the elastomeric fabric category, we have more than two decades of experience building Sensation sling furniture; to this day, there is nothing that comes close to the maintenance-free comfort, memory, colorfastness, and longevity of a Homecrest Sensation sling chair.

Sensation slings are constructed using an elastomeric yarn that is woven together with normal PVC sling fibers, creating a material that has amazing stretch characteristics for comfort, and outstanding memory for fabric longevity. If you have never sat in a Sensation sling chair, you really need to—the difference in comfort between a Sensation sling and a standard PVC sling is remarkable. The fabric stretches and moves according to the frame of the person sitting in it, while providing excellent support and comfort.

All of Homecrest's Sensation sling products go through 90,000 cycles of drop-testing without damage. Our testing has also shown that Sensation fabrics promote the structural integrity of the metal frames used in chair construction, as the elastomeric characteristics absorb much of the shock that would normally be borne by the supporting frame.




AGATE II | B



BARK | B



BISQUE | B



CAMEO II | B



CEDAR II | B



LAGOON | B



STRATUS | B



ZINC II | B



As for maintenance, Sensation fabrics just can't be beat. There's no such thing as a 'dry time' after rain—if a Sensation sling product needs to be used immediately after a storm, towel it off and it's ready to go. Likewise, cleaning is a breeze, and the Sensation fabrics' incredible colorfastness makes them look showroom ready, year round.


At Homecrest, we use Sensation fabrics on air products and dining furniture alike. Whether on a single chair or a giant sectional, all Sensation sling products feature our double layer sling technology. Plus, our air collections' unique "cushionless", foam-free construction brings together the very best in comfort, style, and maintenance-free outdoor living.



SLINGABLE FABRICS

Homecrest sling (S) fabrics can be used on all sling seating collections with the exception of Homecrest air (A) collections. Products that indicate air as a seating option are only available in Homecrest's Sensation slings. Homecrest's double layer sling has both a welted design and non-welted design, signified by the collection. The sling fabric will be the same on the front and the back unless a padded sling is selected.

The padded sling (PS) seating option is only available in acrylic and other fashionable fabrics, also known as cushion (C) fabrics, but require a sling back fabric selection and a welt (W). Look for sling fabrics with the (W) symbol for welting. The welt color will always default to match the frame finish unless an alternate is selected.

					
ALUMINUM A S	BATTLEPLAN A S	CARBON A S W	CORAL A S	GANNON A S	GLACIER A S W
					
GLASSBLOCK A S	HICKORY A S W	INDIGO A S W	KAMALI A S	KOZO A S	MILLSTONE A S
					
NIKO A S W	NOVA A S	ONYX A S W	POTTER A S W	ROCHESTER A S	ROSE A S
					
SANDBAR A S W	SEAGLASS A S	SEDONA A S W	SHADOWS A S	SHELBY A S	STORM A S W
					
TUNGSTEN A S	UMBER A S W	WALNUT A S	WINDSOR A S		



◀ **SCAN ME**
View larger
images of
our sling
fabrics here!

SUNBRELLA FABRICS

VERSATILE. TIMELESS. BEST SELLERS.

Homecrest has you covered with our in-stock Sunbrella® fabric program! These best-selling fabrics are versatile, timeless, and sure to simplify the selection process. Available to use with Homecrest cushion and padded sling products, these top 25 Sunbrella fabrics easily coordinate with all Homecrest frame finishes.



ACTION ASH | C

PS C




ACTION STONE | C

PS C




BLISS LINEN | A

PS C



BLISS SMOKE | A

PS C



CANVAS CHARCOAL | A

PS C



CANVAS COAL | A

PS C



CANVAS FLAX | A

PS C



CANVAS GRANITE | A

PS C



CANVAS HEATHER BEIGE | A

PS C



CANVAS NAVY | A

PS C



CAST ASH | A

PS C



CAST LAGOON | A

PS C



CAST SHALE | A

PS C



CAST SILVER | A

PS C




CAST SLATE | A

PS C




ECHO ASH | B

PS C



LINEN SILVER | B

PS C



LINEN STONE | B

PS C



MAINSTREET DOVE | C

PS C



MAINSTREET PUTTY | C

PS C



MOMENTO DOVE | C

PS C



SPECTRUM DENIM | A

PS C



SPECTRUM DOVE | A

PS C



SPECTRUM GRAPHITE | A

PS C



SPECTRUM INDIGO | A

PS C




◀ **SCAN ME**
Check out
additional
Sunbrella
fabrics here!

Available in: PS Padded Sling C Cushion

TEMPOTEST FABRICS


LUXURY PERFORMANCE FABRICS

Designed for any outdoor space, Tempotest® fabrics combine the resistance and performance of solution-dyed fabric with style and color. These fabrics are treated with Teflon® Extreme, which provides stain resistance, easy cleanability, and minimal maintenance. Tempotest fabrics can be used on our cushion and padded sling seating options.



ARIA BLUSH | E

PS C



ARIA POWDER BLUE | E

PS C




BISTRO GRANITE | A

PS C



CARAVAGGIO DARK PEWTER | D

PS C



CASANOVA GUNMETAL | B

PS C



CASANOVA TIMBER | B

PS C



FINESTRA TIMBER | E

PS C



FREDDA BRINDLE | B

PS C




GRANO BURNISH | E

PS C




GRANO DESERT TAUPE | E

PS C



MAESTRO BLOOM | E

PS C



MICHELANGELO MOCHA | D

PS C




MICHELANGELO SILVER BEIGE | D

PS C



MURANO BURNISH | E

PS C



MURANO LATTE | E

PS C



NEWPORT COASTAL | A

PS C



NEWPORT HEMP | A

PS C



PRESIDIO HEMP | A

PS C



PRESIDIO OCEANA | A

PS C



SPUMONI CONCH | B

PS C



SPUMONI TIDEWATER | B

PS C




STRADA HEMP | E

PS C



TANGO BURNISH | A

PS C



TANGO ISLE OF PALMS | A

PS C



TIVOLI MARITIME | B

PS C



◀ **SCAN ME**
View larger
images of our
Tempotest
fabrics here!

Available in: PS Padded Sling C Cushion

BELLA-DURA FABRICS

Soft to the touch, yet exceptionally durable, Bella-Dura® is truly tailored for the outdoor market. These polyester/polyolefin blend fabrics offer sophisticated decorative patterns and colors, all while exceeding performance standards. Bella-Dura fabrics can be used on our cushion and padded sling seating options.



ALCADO FOG | C

PS C




BIRK CHESTNUT | D

PS C




BIRK DOVE | D

PS C



FESTOON PEWTER | C

PS C



FIRTH INDIGO | C

PS C



FIRTH WHEAT | C

PS C



FOLKSY PEWTER | C

PS C



FOLKSY STONE | C

PS C



HARBORVIEW DOVE | C

PS C



NYE ASH | B

PS C



NYE FOG | B

PS C



NYE NAUTICAL | B

PS C



NYE OAT | B

PS C



RUSTICA ADMIRAL | C

PS C



SOLIS SEAGLASS | C

PS C



◀ **SCAN ME**

View larger images of our Bella-Dura fabrics here!

Available in: PS Padded Sling C Cushion



WANT MORE FABRIC OPTIONS?

Homecrest offers an extensive array of fabrics to ensure every project is designed to your exact specifications. Experience the ultimate in style and selection with our wide variety of colors, textures, and patterns. In this catalog, you will find our in-stock fabrics and best sellers, with more options online. We also offer a Customer's Own Material (COM) program for fabrics that we do not currently supply. With COM, customers supply their own fabric, and the product receives Grade A pricing. To view all of our available fabrics, scan the QR code on the right or visit homecrest.com/fabrics!



◀ **SCAN ME**

Check out all of our available fabrics here!

FINISHES

All Homecrest outdoor furniture is completely coated with a textured powder-coat finish. Known as an industry leader for our revolutionary paint line, our eco-friendly finishing department uses modern powder-coat frame finish colors on all of our furniture frames, tables, and bases. With Homecrest's experience and technology, your outdoor space will endure the seasons, year after year.



NIKO (34)




UMBER (27)



SEDONA (04)



HICKORY (05)



CARBON (28)



STORM (88)



ONYX (84)



GLACIER (35)



SANDBAR (45)



INDIGO (47)



◀ **SCAN ME**
View larger
images of
our paint
finishes here!



Note: Photos are representations. Please refer to an actual sample.

REPLACE. REVIVE. RE-LOVE.

REPLACEMENT SLINGS, CUSHIONS, + PARTS

Whether you're looking for slings, cushions, pillows, paints, or parts, with Homecrest Outdoor Living's exclusive replacement program, you can easily revitalize your existing Homecrest outdoor furniture. Replacements for our outdoor furniture are available for both current and discontinued products. Replacements for many of our classic outdoor furniture collections are still available today, including our vintage wire frame collections.


NEED HELP IDENTIFYING A PRODUCT?

Homecrest has made it easy to determine which collection your product is a part of. Here are three tools to help you with the identification of your product:

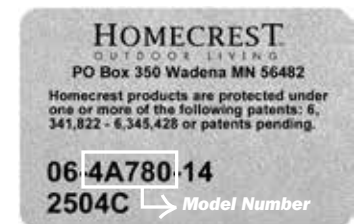
The **Catalog Archive**, found at homecrest.com/catalog-archive, is an invaluable tool for identifying replacements for resilient Homecrest outdoor furniture by allowing you to look through past catalogs. With the model number identified, use the Model Identification Guide to direct you to the replacement number needed.



The **Model Identification Guide**, found at homecrest.com/model-identification, allows you to search (Ctrl+F) by model number, collection name, year of purchase, and product type (i.e. glider, swivel rocker, etc). Once you have found your product, refer to the "Replacement #" column to find the replacement number you need to use when placing an order. **Note:** Replacement arm and floor glides are also listed.



Products manufactured after 1998 have a **manufacturing decal**, which is located on the product's metal frame. On the manufacturing decal, there is a set of digits. The first two digits indicate the week of the year the product was produced, the next set of digits represent the product's model number, and the last two digits are the year the product was produced. With the model number identified, use the Model Identification Guide to direct you to the replacement number needed.



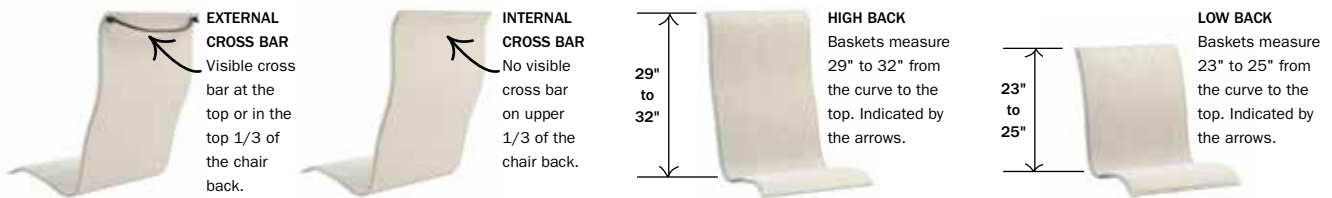


HOW TO IDENTIFY YOUR SLING OR PADDED SLING BASKET

The majority of replacement baskets are low back and high back sling chairs that Homecrest has produced over the years. These chairs utilize four different replacement slings. Here is a quick way to identify replacements needed for these four types of chairs.



- Determine if your chair has an external or internal cross bar and if your chair is a high back sling or a low back sling.



- Select your sling style. **Note:** A sling replacement tool is included with each order.



HOW TO DETERMINE THE FABRIC YOU NEED

Reference swatch labels or the fabric index in both the catalog and price list to identify fabrics that are available for your type of replacement. You can view an example of the fabric label on page 153.

SEATING OPTIONS LEGEND:


A Air S Sling PS Padded Sling C Cushion
U Umbrella V Vintage Wire W Welt

ASSEMBLY OF REPLACEMENTS

There are several how-to guides and videos available at homecrest.com/replacements that will assist you with the assembly of your slings and padded slings.



Need help visualizing these options? Visit the Interactive Design Center at design.homecrest.com to create the look that fits your style! **Note:** Colors are representations, please refer to an actual sample.



TAKE A DEEPER DIVE

Looking for more information on Homecrest Outdoor Living?

Visit the Homecrest modern web experience to discover more detailed information on products and view additional beauty photography.



Need help visualizing your Homecrest furniture? Visit the Interactive Design Center at design.homecrest.com to create the look that fits your style!

CONNECT WITH US

Connect with Homecrest Outdoor Living on social media today to keep up to date with all of our latest product features, trends, beauty photography, and more!

HOMECREST[™]
OUTDOOR LIVING

www.homecrest.com