

Casual Furniture

Comfort is a personal thing. There are no substitutes, and it can't be faked. We don't try. Homecrest has been successful in the highly competitive casual furniture field because we design and manufacture units that anybody can live with in total comfort. While the circumstances of people's lives undergo change, we make sure their comfort does not.

People like to take their comfort in style. Without being overwhelmed by it. Homecrest's casual styles are geared to their functions, and to the leisure needs of an increasingly mobile and youthful population. Styles are easy, understated, in tune with trends but not dominated by them. So the college student with a Homecrest chair in his pad can visit the grandparents and find Homecrest there too—and they're both happy about it.

Versatility is the key word. Furniture units made adaptable to changing tastes and lifestyles that have a broad base of appeal—and function. The same units that give pleasure on the porch in the summer can be enjoyed in the family room during winter months. All cushions are removable and changeable. So you can "dress" your units up or down. The zippy summer vinyl print you use on the deck can be replaced with a soft, leathery vinyl or more formal cloth pattern for use in the den—without replacing the basic furniture pieces. Homecrest units don't hibernate. Comfort. Style. Versatility. The core of Homecrest's concept of what durable furniture should be. The nice thing about it is that so many people agree with us—in increasing numbers every year. Our business is giving you pleasure.



Construction:



Bases: Half the story of Homecrest comfort springs from here. Literally. The spring steel coils furnish strength and resiliency. Smoothly turned at an exacting angle from precisely placed welds on the base plates, they provide superb rocking action. There are several swivel rocker base styles, each geared exactly to the model it serves. Whether you choose stainless steel ball bearings in a sealed steel dome or channel steel pedestal style with special molded nylon swivel, Homecrest bases are one of the big pluses that please people most.



Welds: Take a good look at our no-nonsense approach to construction. The structural superiority of Homecrest furniture is based on strategically placed welds like these. Our engineering experts take special care that welds are placed to take the stress of daily usage, because we know that Homecrest units must stand up to heavy wear. And because good welding is an art, the welding process is closely supervised to maintain and improve quality standards. You can't fool around where your reputation is involved.



Design: Our structural design process is a constantly evolving program, nurtured from idea to prototype to assembly model by engineers who know their business. They have to—our future rides on their efforts. Every Homecrest unit is not only structurally sound, but especially designed to provide lasting comfort. And because the frames on Homecrest units are entirely visible, you won't ever purchase a "mistake" hidden under layers of foam and material. We expose the facts so you see what you get, making it an integral part of the design. It makes good sense—and good furniture.



Cushions: On Homecrest units, the cushions are loose. Removable. Changeable. And thus replaceable. So when you fall in love with your Homecrest chair or sofa, you don't have to discard the unit when the cushions finally show wear or your color or style taste changes. New cushions in a wide variety of patterns and colors may be ordered directly from the factory. Top grade polyurethane foam in carefully tailored vinyls and cloth are used—in varying density and thickness to exactly suit the model involved. The cushion covers are all machine sewn by experts, checked and rechecked for fit and fitness. We don't leave quality to chance.



Finishes: Black, walnut, white, and chrome on some special units are the four finishes we offer. With a few exceptions, they are available on all casual units in the line. The steel frames and bases are painted with a mar-resistant baked enamel to a smooth superior finish. A few casual units are offered in a special, all-weather finish of powder coated vinyl in white only, with a heavy, satiny look and feel. From start to finish, we do our best.



The Comfort Trap

Chair Model 2001
Ottoman Model 2500

The Comfort Trap

The Comfort Trap is our first chair designed to recline, rock, and swivel. The degree of recline is controlled simply by pushing back the arms of the chair. And in any reclining position, The Comfort Trap rocks and swivels, too. With a matching ottoman, it's about the most comfortable chair that's ever come along. Perfect for real family room comfort, in a compact space.

Set: 2001 Chair, 2500 Ottoman.

Construction: All parts of The Comfort Trap have been designed for durability — from the all-steel construction of the base to soft, but tough cushions. All welded steel frame in black, walnut, or white. The swivel rocker base has adjustable knob for recline control. Cushions are filled with a solid urethane foam for comfort.


Covers: 35 covers, including Du Pont and other nylons, Herculons, and vinyls, are available. All fabric covers have been carefully selected and treated to have a soil and moisture resistant finish. Vinyl covers are fabric-backed and ideal for contemporary styling.

Model 2001: The Comfort Trap

Height:	35"	Width:	29"
Seat Width:	20"	Seat Depth:	22"
Seat Height:	15"		
Space Utilized — fully reclined:	37"		
Space Utilized — upright:	29"		
Weight:	40½ lbs.		
Carton Size:	29" x 30" x 20½"		

Model 2500: Ottoman

Height:	14"	Width:	21"
Depth:	16"	Weight:	9½ lbs.
Carton Size:	20" x 13½" x 19"		



A gentle push back on the arms of The Comfort Trap controls the degree of recline. The ease of recline can also be controlled by justing the knob under the seat. Completely adjustable recline in any position . . . and swivel and rocking movement at the same time . . . that's the beauty of The Comfort Trap.

The Mini-Set



The Mini-Set

Small in scale to fill a big need. Especially effective in apartments, condominiums, or trailers where less than spacious quarters demand a more miniature approach. This distinctive little set makes sense to a multitude of people.

Set Composition: G2630 Dining Table, two 56 Dining Chairs.

Construction: Chairs and table frame of welded steel in white or black finish. Table top is Temper-Tuf ripple safety glass. Chairs have rectangular padded foam removable cushions.

Specs:



MODEL 56: Height-36",
Seat Height-18", Seat
Diameter-16", Weight-19
lbs.



MODEL G 2 6 3 0 :
Diameter-30", Height-26",
Weight-54 lbs.

Covers:

Feature Shot - Krinkle White Seats.

Knockout Shot - Krinkle Kumquat Seats.

The Camden Group



The Camden Group

If there's a right way to relax, this has got to be it. This adaptable styling group gains approval from its ability to blend with today's eclectic look. The long slink of sofa with matched Mr. and Mrs. rockers invite relaxation that delivers on their promise of pure comfort.

Set Composition: 543 Sofa, 97/170 High-Back Swivel Rocker and Ottoman, 92 Low-Back Swivel Rocker, two G1917 End Tables, two G1515 Bunch Tables.

Construction: All welded steel frames in black or walnut. Pedestal style legs on sofa; ball bearing swivel rocker bases on 97 and 92; 170. Temper-Tuf safety glass tops on steel frames of G1917 and G1515. Polyurethane foam cushions upholstered in vinyls or cloth.

Specs:



MODEL 543: Height-27", Width-72", Seat Width-66", Depth-20", Seat Height-18", Weight-85 lbs.



MODEL 92N: Height-32", Width-30", Seat Width-23", Depth-20", Seat Height-17", Weight-40 lbs.



MODEL 97: Height-44", Width-30", Seat Width-23", Depth-20", Seat Height-17", Weight-44 lbs.



MODEL G1515: 15" x 15", x 16", Weight-11 lbs.



MODEL G1917: 19" x 19", x 17", Weight-16 lbs.



MODEL 170: Height-16", Width-24", Depth-20", Weight-14 lbs.

Covers:

Feature Shot - 543 in Maria Chestnut; 97/170 in Maria Juniper; 92 in Maria Oyster.
Knockout Shot - 543 and 92 in Nimbus Black; 97/170 in Glasgow.

The Edina Set



The Edina Set

This is the set with a special affinity for people — and fun! The look is lighthearted, and the comfort is real. Designed for usage on patio, deck, family room or den, the versatility of the 273 set has made it a family favorite.

Set Composition: 273 Sofa, 29/129 High-Back Swivel Rocker and Ottoman, 27 Low-Back Swivel Rocker, two G1917 Lamp Tables, two G1515 Bunch Tables.

Construction: All welded steel frames in black, white or walnut finish. Pedestal style steel legs on 273 sofa. Pedestal steel channel swivel rocker bases on 27 and 29. Temper-Tuf safety glass table tops on steel frames of G1917 and G1515. Polyurethane foam cushions covered in vinyls or cloth.

Specs:



MODEL 273: Height-34",
Width-67", Seat Width-61",
Depth-19", Seat Height-17",
Weight-70 lbs.




MODEL 27: Height-34",
Width-31", Seat Width-27",
Depth-19", Seat Height-17",
Weight-40 lbs.



MODEL 29: Height-44",
Width-31", Seat
Width-23", Depth-19",
Seat Height-17",
Weight-46 lbs.



MODEL G1515: 15" x
15", x 16", Weight-11
lbs.



MODEL G1917: 19" x 19", x
17", Weight-16 lbs.




MODEL 120: Height-14",
Width-24", Depth-21",
Weight-16 lbs.

Covers:

Feature Shot - 273 and 27 in Today Yellow; 29/120 in Today Green.

Knockout Shot - 273, 27, and 29/120 in Nimbus Saddle.

The Viking Set



The Viking Set

The old-fashioned concept of Mr. and Mrs. chairs done up in a newly fashionable way. The gently curved frames, swept arms and tastefully tailored cushions over unbeatable swivel rocker bases offer quality, comfort and appeal to style-conscious homemakers everywhere.

Composition: 29/120 High-Back Swivel Rocker and Ottoman, 27 Low-Back Swivel Rocker.

Construction: All welded steel frames in black, white or walnut finish. Pedestal style channel steel swivel rocker bases on models 27 and 29. Polyurethane foam cushions with vinyl or cloth upholstery.

Specs:



MODEL 29: Height-44",
Width-31", Seat Width-23",
Depth-19", Seat Height-17",
Weight-46 lbs.



MODEL 120: Height-14",
Width-24", Depth-21",
Weight-16 lbs.




MODEL 27: Height-34",
Width-31", Seat Width-23",
Depth-19", Seat Height-17",
Weight-40 lbs.

Covers:

Feature Shot - 29/120 in Today Yellow; 27 in Camden Green.

Knockout Shot - 27 and 29/120 in Command Gold.

The E. T. A. Set



The E.T.A. Set

Creature comforts are served right here. Beautifully. A newcomer to the casual line, these units are ultra-contemporary in styling, but with old-fashioned club chair comfort and durability. Easy to assemble (hence E.T.A.), comes completely knocked down, easy to arrange, easy to live with, these E.T.A. units incorporate the best features of the new trends.

Set Composition: 443 Sofa, Chair and Ottoman, Cocktail Table, End Table.

Construction: Steel bent rod framing in walnut or black finish. Extra plump polyurethane cushions covered in vinyl or cloth.

Specs:



MODEL 443: Height-28", Width-75 1/4", Seat Width 72", Depth-27 1/8".



MODEL 442 Love Seat: Height-28", Width-51", Seat Width-48", Depth-27 1/8".



MODEL 48: Height-28", Width-26 3/4", Seat Width-24", Depth-27 1/8"



MODEL 148: Height-16 1/2", Width-21 1/4", Depth-17".



MODEL 1424: Height-16 1/2", Width-21 1/4", Depth-24".



MODEL 1442: Height - 16 1/8", Width-47", Depth-24".

Covers:

Feature Shot - Ripple Chestnut.

Knockout Shot - 443 in Desert Shadow; 442 in Desert Sky; 48/148 in Desert Berry;

1442 and 1424 with Corcho Nevamar Tops with "T" Molding.

Floating Chair/Stand



Floating Chair/Stand

Here is a bouncing item that's been hanging around in the best of circles for two years now, winning friends and influencing trends. A suit-your-fancy fun chair, with fantastic comfort contoured into the frame and cushions. Offered with or without a companion stand (Model 30). For use in- or outdoors.

Construction: Tubular and solid-core steel frame in an all-weather vinyl finish. White only.

Specs:



MODEL H20: Height-36", Width-28", Seat Width-26", Stand Suspended Height-51", Weight-43 lbs.



MODEL 30: Hexagonal-shaped stand; Height-82", Diameter-70", Weight-41 lbs.

Covers:

Feature Shot - Command Yellow.

Knockout Shot - Vinyl Avocado.

The Meridian Set



The Meridian Set

The look of beauty. Casual in design — classic in simplicity. The special touch of a ripple glass top paired with a quartet of gracefully styled dining chairs to make your dining experiences memorable.

Set Composition: G3048 Dining Table, four Model 56 Dining Chairs.

Construction: Chairs and table frame of welded steel in white or black finish. Table top is Temper-Tuf ripple safety glass. Chairs have rectangular padded foam removable seats.

Specs:



MODEL 56: Height-36",
Seat Height-18", Seat
Diameter-16", Weight-19
lbs.



MODEL G3048: 30" x 48", x 29½",
Weight-75 lbs.

Covers:

Feature Shot - Camden Green Seats.

Knockout Shot - Nimbus Gold Seats; Safety glass on G3048.

The Staffer



The Staffer

An occasional chair that somehow gets used more than just occasionally. The lure of traditional Homecrest comfort and relaxing swivel rocker action see to that. The 28 provides big chair pleasure where space could be a problem.

Construction: All welded steel frame with pedestal style ball bearing swivel rocker base. Polyurethane foam cushions covered in vinyls or cloth upholstery.

Specs:




MODEL 28: Height-32",
Width-28", Seat Width-23",
Depth-18", Seat Height-17",
Weight-35 lbs.

Covers:

Feature Shot - Ripple Tan, Vynlaire Avocado, Maria Chestnut.

Knockout Shot - Krinkle Black.

The Executive Swivel Rocker



The Executive Swivel Rocker

The undisputed king of comfort, and an all-time favorite of the casual line. Its reputation is legion, as befits its assets. With extra spacious dimensions and distinctive styling, this rocker and ottoman embody the special Homecrest touch.

Composition: B99T High-Back Swivel Rocker and B160T Ottoman. B99TA High-Back Aluminum Base Swivel Rocker and B160TA Aluminum Base Ottoman.

Construction: All welded steel frame in black, walnut or white. Ball bearing swivel rocker base in standard finishes, or brushed aluminum at additional cost. Dense polyurethane foam cushions, button tufted for durability in expanded vinyls or cloth.

Specs:



MODEL B99T: Height-43",
Width-35", Seat Width-24",
Depth-19", Seat Height-16",
Weight-64 lbs. (B99TA-60
lbs.)



MODEL B160T: Height-15",
Width-21", Depth-24",
Weight-20 lbs. (B160TA-15
lbs.)

Covers:

Feature Shot - Chico Rust.

Knockout Shot - Desert Sky.

The Lexington Set



The Lexington Set

The set with comfort that comes on strong, like the units themselves. Today's definition of style stresses furniture that is light in scale, simple and functional as embodied by this pleasingly versatile set.

Set Composition: 542Y Sofa, two 52Y chairs, G2025 table, G2525 table, two G1515 tables.

Construction: Welded steel construction in black, white or walnut finish. "Y" pedestal base with formed channel legs on sofa; swivel rocker bases on chairs. Button-tufted style cushions with polyurethane foam in vinyl or cloth upholstery. Temper-Tuf safety glass table tops on tubular steel frames.

Specs:



MODEL 542Y: Height-27",
Width-51", Seat Width-45",
Depth-20", Seat Height-18",
Weight-60 lbs.



MODEL 52Y: Height-28",
Width-26", Seat Width-23",
Depth-19", Seat Height-17",
Weight-36 lbs.



MODEL G2525: 25" x 25", x
19", Weight-26 lbs.



MODEL G2025: 20" x 25",
x 19", Weight-23 lbs.



MODEL G1515: 15"
x 15", x 16",
Weight-11 lbs.

Covers:

Feature Shot - 542 in Nimbus Zinnia; 52Y's in Camden Red.

Knockout Shot - 542 and 52Y in Gold.

The Knight Set



The Knight Set

What do you do with a classic? Not much- why compromise a good thing! The enduring popularity of these deeply comfortable chairs and ottoman has been enhanced by offering them in walnut finish and adding additional cover choices to broaden their decorative possibilities.

Composition: 97/170 High-Back Swivel Rocker and Ottoman, 92 Low-Back Swivel Rocker.

Construction: All welded steel frames in black, white or walnut finish. Ball bearing swivel rocker bases on 97 and 92. Polyurethane foam cushions covered in vinyls or cloth.

Specs:



MODEL 97: Height-44",
Width-30", Seat Width-23",
Depth-20", Seat Height-17",
Weight-44 lbs.



MODEL 170: Height-16",
Width-24", Depth-20",
Weight-14 lbs.



MODEL 92: Height-32",
Width-30", Seat Width-23",
Depth-20", Seat Height-17",
Weight-40 lbs.

Covers:

Feature Shot - 97/170 in Green; 92 in Desert Cashew.

Knockout Shot - 92 and 97/170 in Maria Charcoal.

The Director



The Director

This swivel rocker and ottoman combination is a great place in which to "recycle" your energy. Its durable ways and at-ease styling have won converts coast to coast. Come to where the living is easy!

Composition: 95P Swivel Rocker, 140 Ottoman.

Construction: All welded steel construction in black or walnut finish. Ball bearing swivel rocker base on 95P. Soft polyurethane foam cushions in vinyls or cloth upholstery.

Specs:



MODEL 95P: Height-40",
Width-30", Seat Width-23",
Depth-19", Seat Height-16",
Weight-42 lbs.



MODEL 140: Height-16",
Width-23", Depth-17",
Weight-14 lbs.

Covers:

Feature Shot - Italiano Brick.

Knockout Shot - Exeter Bittersweet.

The Headliners



The Headliners

A headliner for over a decade, this mighty little rocker is the hands-down favorite for offices and recreation areas, trailers and apartments. Simply executed, but with all the Homecrest swivel rocker assets, the B25 brings comfort in a conveniently small package.

Construction: All welded steel in white, black or walnut finish. Nylon ball bearing swivel rocker base, or caster base (C25) optional at slight additional cost. Polyfoam cushion in vinyls or cloth upholstery.

Specs:



MODEL B25: Height-38",
Width-27", Seat Width-20",
Depth-18", Seat Height-16",
Weight-34 lbs.



MODEL C25: Height-40½",
Width-27", Seat Width-20",
Depth-18", Seat Height-16",
Weight-34 lbs.

Covers:

Feature Shot - Krinkle Red, White, Blue.

Knockout Shot - B25 in Nimbus Gold; C25 in Nimbus Dark Brown.